
Report to

Scrutiny Co-ordination Committee

5 March 2008

Cabinet

11 March 2008

Council

18 March 2008

Report of

Chief Executive

Title

Coventry Sustainable Community Strategy and Local Area Agreement

1 Purpose of the Report

- 1.1 The purpose of this report is to agree and adopt the Coventry Sustainable Community Strategy and to agree a set of indicators for the new Local Area Agreement as a basis for further negotiation with central government.

2 Recommendations

- 2.1 Scrutiny Co-ordination Committee is asked to consider and comment upon the Coventry Sustainable Community Strategy document set out in appendix a and the proposed indicator set for the LAA set out in appendix b.
- 2.2 Cabinet is asked to approve the Coventry Sustainable Community Strategy set out in appendix a and recommend this to Council for adoption
- 2.3 Cabinet is asked to approve the proposed indicator set for the Local Area Agreement set out in appendix b as the basis for further negotiation with central government

3 Information/Background

- 3.1 The development of a local Sustainable Community Strategy for Coventry is a government requirement and is the subject of national government guidance and inspection. It is the responsibility of Coventry City Council as the local authority to ensure that the strategy is developed and adopted.
- 3.2 The Coventry Sustainable Community Strategy has been developed from the second Coventry Community Plan that was adopted in July 2004 and has been developed in partnership through the Coventry Partnership, the city's Local Strategic Partnership that consists of public, private, voluntary and community organisations, including Coventry City Council using evidence from a strategic assessment of the needs of the city that was undertaken in summer 2007.

- 3.3 It is important that the development of both the Sustainable Community Strategy and the Local Area Agreement are evidence based and build upon the analysis of the current position in Coventry, expected future trends and the existing priorities and strategies that have been agreed with central government, local partner organisations and local people and communities.
- 3.4 The Coventry Sustainable Community Strategy has been developed within the context of future growth and aspirations for the city. It will set out the long-term vision for the city and long term strategic objectives and outcomes for Coventry that will make our city a place where people choose to live, work, learn and to do business and focus on ensuring that future growth is used to transform the city and benefit local people by improving quality of life, raising aspirations and narrowing the gap in the city.
- 3.5 Sustainability issues, including climate change and the environment and equality of opportunity and community cohesion need to influence the development of the strategy and be embedded within it.
- 3.6 Community involvement is essential to the development, delivery and evaluation of the Sustainable Community Strategy and the development of a formal Community Engagement Strategy will form part of the Sustainable Community Strategy.
- 3.7 By setting out the overall strategic direction and outcomes for the city for the next twenty years the Coventry Sustainable Community Strategy provides a clear focus and priorities that will inform the development of a range of key strategies and organisations plans that will help to deliver the improvements and the activities needed to achieve the agreed strategic long term outcomes for the city. Examples include the city's Economic Development Strategy and the Climate Change Strategy.
- 3.8 The **Local Development Framework** (LDF) sets out the policies that provide for the spatial planning and future physical development of Coventry and is particularly important to the achievement of the Sustainable Community Strategy so central government has advised that the Core Strategy of the LDF should form part of the city's overall Sustainable Community Strategy. Coventry's Local Development Framework Core Strategy is being developed within the context of the West Midlands Regional Spatial Strategy that sets out the strategic planning policy for the region, including the number of additional dwellings that the city should plan for.
- 3.9 Another important means of delivering the long-term outcomes of the Sustainable Community Strategy will be the city's new **Local Area Agreement** (LAA). This replaces the current three-year Local Area Agreement that is due to finish at the end of March 2008.

4 Coventry Sustainable Community Strategy

- 4.1 Cabinet agreed the consultation process and consultation draft of the Sustainable Community Strategy at its meeting on 14 November 2007. An extensive consultation exercise took place from Monday 3 December to Friday 25 January 2008 and the Coventry Sustainable Community Strategy has been revised to take account of the comments received. An analysis of the comments received and the amendments made is available as a separate document. The final version of the strategy was considered by the Coventry Partnership Board at its meeting on 21 February 2008.

4.2 Once the Coventry Sustainable Community Strategy has been adopted action plans and a performance management framework will be developed to ensure that the outcome and priorities in it are achieved, including the delivery of the new Local Area Agreement.

5 Local Area Agreement

5.1 The new Local Area Agreement will be signed between the Coventry Partnership, Coventry City Council and central government and will set out, after negotiation, up to 35 agreed priorities with improvement targets across a range of areas such as employment and skills, housing, environment, community safety, health. There will also be an additional 16 statutory targets for early years and educational attainment in schools.

5.2 The new Local Area Agreement has a three-year time scale and should include short-term priorities that will help to achieve the long-term objectives and outcomes of the Sustainable Community Strategy.

5.3 The Local Area Agreement priorities and targets are based upon the National Indicator Set of 198 indicators. The Local Area Agreement is key to central government's assessment of the council's performance in the future and will also be used to assess the performance of the Coventry Partnership and other partners.

5.4 Although formal approval of the Local Area Agreement will take place in June 2008, the council and Coventry Partnership have been asked to provide a proposed set of indicators for central government to consider in March 2008 although it is acknowledged that at this stage these can still be changed.

5.5 Extensive discussions have taken place with partner organisations including the Local Public Service Board to identify indicators for the Local Area Agreement and initial negotiations have taken place with the Government Office for the West Midlands about the indicators that central government departments consider should be included within the Coventry Local Area Agreement.

5.6 Care has been taken to ensure that the indicators selected are robust and measurable and make sense together as a set. Equality and cohesion issues will be addressed through all the indicators where it is appropriate and priorities requiring partnership working have received particular attention. As with the current Local Area Agreement, with the exception of anti-social behaviour, perception measures have been avoided as they do not lend themselves to robust performance management of target setting over three years. The following criteria have also been applied:

- Is it a priority for us locally?
- Is there a real need for improvement?
- Can we make an impact over three years?
- Is it a herd-leader – does it deliver on a number of outcomes?
- Is it a government priority for improvement?
- Is it something we are already committed to?
- Do we have the resources to deliver – or can we re-direct resources?

5.7 At this stage the indicators set out in appendix B are not finalised or formally agreed and can be changed before the final LAA is agreed in June 2008. However, they will provide the basis for further negotiations and target setting with central government

6 Proposal and Other Option(s) to be Considered

- 6.1 It is proposed that Cabinet approve the document attached at appendix A as the Coventry Sustainable Community Strategy and recommend this to Council.
- 6.2 It is also proposed that Cabinet should approve the indicator set at appendix 2 as the basis for use in negotiations with central government on the new Local Area Agreement for Coventry.
- 6.3 There are no other options proposed.

7 Other specific implications

	Implications (See below)	No Implications
Best Value	√	
Children and Young People	√	
Climate Change and Sustainable Development	√	
Comparable Benchmark Data	√	
Corporate Parenting	√	
Coventry Community Plan	√	
Crime and Disorder	√	
Equal Opportunities	√	
Finance	√	
Health and Safety		√
Human Resources		√
Human Rights Act	√	
Impact on Partner Organisations	√	
Information and Communications Technology		√
Legal Implications	√	
Neighbourhood Management	√	
Property Implications		√
Race Equality Scheme	√	
Risk Management		√
Trade Union Consultation		√
Voluntary Sector – The Coventry Compact	√	

- 7.1 The Sustainable Community Strategy will provide strategic direction for the council and its partners and will be used to inform the development of delivery strategies and to set priorities and targets. It will therefore have implications for the council's and our partners' services; partnership working and aims to improve equality of opportunity and to make the

city more sustainable and tackle climate change. The development of the Coventry Sustainable Community Strategy and the Local Area Agreement has involved a range of partners including the voluntary sector and it will inform the choice of priorities and targets and used in performance management in the future.

- 7.2 **Equal Opportunities** – the Sustainable Community Strategy has a cross cutting theme with aims to make Coventry a more equal city with cohesive communities and neighbourhoods. The strategy was developed from an initial strategic assessment of the city which considered the needs of different communities and issues of race, gender and disability. Consultation on the strategy has involved a wider range of different local communities and interests. The development of the action plans for the Local Area Agreement will include equality impact assessment for each priority and actions will be targeted accordingly.
- 7.3 **Finance** - the Comprehensive Spending Review included a new reward grant associated with the new Local Area Agreements and the development of a new Area Based Grant that will pull together many of the specific area-based grants that are currently received by the council and other partners. The development of the Sustainable Community Strategy and the Local Area Agreement will influence how this funding is allocated from 2008/09.

8 Monitoring

- 8.1 The council, including the scrutiny function; Coventry Partnership and the new Local Public Service Board will be involved in the performance management of the Sustainable Community Strategy and Local Area Agreement. This will need to be robust and will form part of the council's formal performance management framework.

9 Timescale and expected outcomes

- 9.1 The Coventry Sustainable Community Strategy has a twenty year timescale and action plans will be developed for short medium and long term planning. The Local Area Agreement has a three year timescale and once agreed in June will run from April 2008 to March 2011.

	Yes	No
Key Decision	√ Sustainable Community Strategy only	
Scrutiny Consideration (if yes, which Scrutiny meeting and date)	√ Scrutiny Co-ordination Committee 5th March 2008	
Council Consideration (if yes, date of Council meeting)	√ Sustainable Community Strategy only 18th March 2008	

List of background papers

Proper officer: Chief Executive

Author: Telephone 024 7683 3741
Jenni Venn, Corporate Policy and Research Manager, Chief Executive's Department
(Any enquiries should be directed to the above)

Other contributors:

Jos Parry, Assistant Chief Executive	024 7683 1077
Ros Roke, Coventry Partnership Development Manager	024 7683 4356
Christine Forde, Head of Legal Services	024 7683 3306
Jaz Bilen, Human Resources	024 7683 1125
Phil Helm, Finance and Legal Services	024 7683 1301
Lara Knight, Customer and Workforce Services	024 7683 3237

Papers open to Public Inspection

Description of paper	Location
Initial Strategic Assessment of Coventry	Room 71 Council House and the
Coventry Community Plan	Coventry Partnership Website
Analysis of Consultation	"

FINAL DRAFT

Coventry: the next twenty years

The Coventry Sustainable Community
Strategy



'Coventry – the next twenty years'

....sets out a strategy to deliver our vision of Coventry as a city where people choose to live, work, learn and to do business.

The Story of Our City

"Coventry- the next twenty years" tells the Coventry story - where we have been and where we want to go in the future. It is the sustainable community strategy for Coventry and has been developed within the context of the future growth of our city and the aspirations of its people.

The strategy sets out the outcomes which we want to achieve and the important issues that need to be tackled in partnership by organisations and communities throughout the city. In each section we have included information to help identify our key priorities i.e. what needs to be tackled first and what work needs to be done now to achieve them.

The information in this document is based upon an Initial Strategic Assessment of Coventry. To see the most up to date version of this information go to the Coventry Partnership website www.coventrypartnership.com

A strategy produced with local people, for all Coventry People

"Coventry – the next 20 years" has been produced by the Coventry Partnership which brings together senior representatives from the community, private, public and voluntary sectors to work together to help improve the city as a place to live, work and play. A wide range of local people and organisations have also been involved in its development and given their views through consultation activities.

The strategy aims to achieve our vision for Coventry by ensuring that over the next twenty years the future growth of Coventry transforms our city and benefits local people by improving their quality of life, raising aspirations and narrowing the gap between the most affluent and most disadvantaged parts of Coventry.

The outcomes within this strategy should be enjoyed by all Coventry people regardless of age, gender, faith, ethnicity, sexual orientation, physical or learning disability, community, neighbourhood or background.

The strategy also aims to promote better equality of opportunity and a more cohesive Coventry.

A Sustainable Future

An important part of the strategy is to ensure that what we do now is sustainable in the future and it considers issues such as climate change, the local environment, equality of opportunity for all Coventry people and community cohesion (how people in local communities live and work together).

This strategy will give direction to a range of other city plans and strategies that will be developed to help achieve the outcomes set out here. This includes planning for the future provision of roads, houses and open spaces and Coventry's other spatial needs.

The production of the Coventry Sustainable Community Strategy is a government requirement and it is the responsibility of Coventry City Council to ensure that the strategy is developed and adopted and that local organisations and local people are involved in this process.

Our Performance

This strategy will be the subject of national government guidance and inspection. Delivery of the strategy requires robust action planning and a formal performance management framework which will be developed as part of the strategy. If you would like to know more about this go to the Coventry Partnership www.coventrypartnership.com or call the Secretariat on 024 7683 4355.

Getting Involved

Everybody in Coventry can help achieve the city's objectives and this strategy already has examples of how local organisations, communities, families and individuals can be involved. The Coventry Partnership would like to hear from you about the things that you think you or your organisation could do to help us achieve the objectives of this strategy. Please contact us and let us have your ideas.

Chair of Coventry Partnership

Leader of Coventry City Council

Contents

Section 1 –About this strategy and our City

1	About this strategy	4
2	About our city	6
3	The themes in the strategy	12

Section 2 - Outcomes and priorities

1	Economy, learning, skills and employment	15
2	Health, well-being and independence	20
3	Community safety	26
4	Cleaner, greener streets and open spaces	31
5	Children and young people	36
6	Housing	43
7	Transport	48
8	Culture, sport and physical activity	52
9	Equality of opportunity and involved, cohesive communities and neighbourhoods	57
10	Making a positive environmental contribution and tackling climate change	63

Section 3 – Appendices

1	The Coventry Partnership structure	68
2	Map of Coventry’s priority neighbourhoods and identification of communities of interest	69

SECTION 1

About this strategy and our City

1. **About this strategy**

- 1.1 "Coventry – the next twenty years" is Coventry's Sustainable Community Strategy and is Coventry's third community plan. Coventry has a strong history of partnership working and this strategy has been developed by organisations and local people from communities from across Coventry.
- 1.2 The strategy sets out the long-term vision and strategic objectives and outcomes for Coventry to make our city a place where people choose to live, work, learn and to do business. Building on previous plans and achievements and based on evidence from a strategic assessment of the city produced from a range of key data sources, the strategy focuses on ensuring that future growth is used to transform the city and benefit local people by improving quality of life, raising aspirations and narrowing the gap between our most disadvantaged communities and the rest of the city.
- 1.3 Sustainability issues, including climate change and the environment and equality of opportunity and community cohesion, will be considered throughout the strategy.
- 1.4 Continued community involvement – including the business, voluntary and community sectors - is essential to the further development, delivery and evaluation of the Sustainable Community Strategy. A formal Community Engagement Strategy will be developed to ensure continued community involvement with the Sustainable Community Strategy and will form part of the strategy.

The national, regional and local policy background

- 1.5 The key piece of government policy that sets out the requirements for the Sustainable Community Strategy and the new Local Area Agreement for Coventry is the Local Government and Public Involvement in Health Act that became law at the end of October 2007.
- 1.6 Other national and regional policy developments that also provide context to the development of the Coventry Sustainable Community Strategy include the move towards substantially increasing the number of dwellings being built nationally to meet housing demand and the need for affordable homes; climate change; government policy to improve regional economic prosperity to reduce the gap between London and the South East and the rest of England, and the need to improve the competitiveness of cities.
- 1.7 Regional planning policy emphasises the need for urban renaissance in the West Midlands to increase prosperity and improve the quality of life in the major urban areas – including Coventry. The West Midlands Regional Spatial Strategy sets the framework for local spatial planning, including the number of new dwellings that the government says that Coventry and other parts of the West Midlands must plan for locally. The current Phase 2 review of the West Midlands Regional Spatial Strategy must meet the government requirements to deliver increased housing growth in the region and will include revised figures for the provision of

new dwellings in the West Midlands up until 2026. Coventry has been identified as a "New Growth Point" under a government initiative to increase the number of dwellings being built in England and the council is working with central government to plan for sustainable development of the necessary infrastructure and to ensure that employment and environmental concerns are addressed.

- 1.8 The Sustainable Community Strategy has been developed from the previous Coventry Community Plan, taking account of a wide range of local strategies, policies and agreed local priorities.

How will the strategy be achieved?

- 1.9 "Coventry – the next twenty years" will be used to inform the development of a range of key strategies and organisations' plans, that will help to deliver the improvements and activities needed to achieve the agreed strategic long term outcomes for the city (see diagram 1). Examples include the city's Children and Young People's Plan, the Climate Change strategy, the Economic Development Strategy.

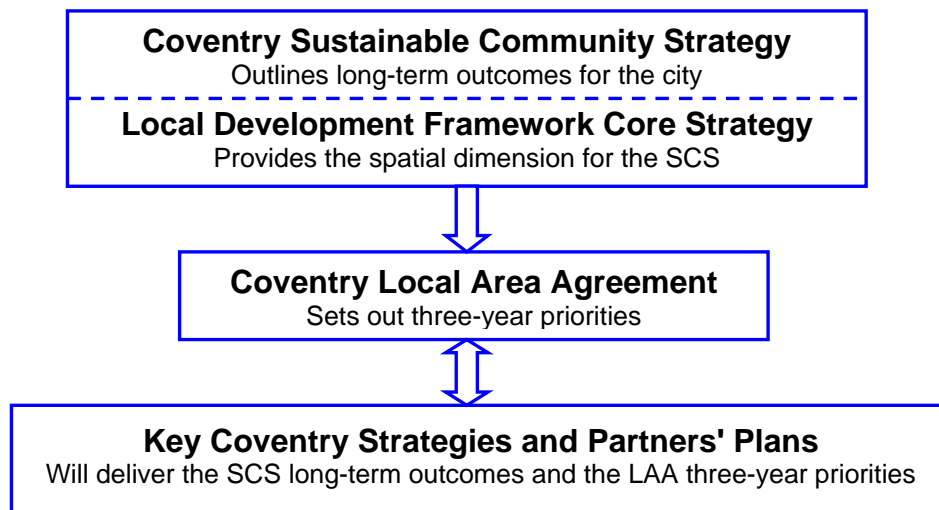


Diagram 1

- 1.10 The **Coventry Local Development Framework** (LDF) sets out the policies that provide for the spatial planning and future physical development of Coventry and is particularly important to the achievement of the Sustainable Community Strategy so central government has advised that the Core Strategy of the LDF should become part of the city's Sustainable Community Strategy.

- 1.11 Also important to delivering the long-term outcomes of the Sustainable Community Strategy will be the city's new **Local Area Agreement (LAA)**. The Local Area Agreement will be signed between the Coventry Partnership, Coventry City Council and central government and will set out, after negotiation, up to 35 agreed priorities with improvement targets across a range of areas such as employment and skills, housing, environment, community safety, health. There will also be an additional 16 statutory targets for early years and educational attainment in schools. LAA priorities and targets are based upon the national indicator set for local authorities and local authority partnerships that has been developed by central government.
- 1.12 The new Local Area Agreement has a three-year time scale and will include short-term priorities that will help to achieve the long-term objectives and outcomes of the Sustainable Community Strategy. These priorities are evidence based and build upon the analysis of the current position in Coventry, expected future trends and the priorities and strategies that have been agreed with central government, local partner organisations and local people and communities.
- 1.13 To measure progress and to ensure that we achieve our objectives, action plans will be developed for each of the priorities of the Local Area Agreement and a robust performance management framework will be developed for it and the Sustainable Community Strategy.

2. About our city

- 2.1 Coventry, with 306,600 residents, is the eleventh largest city in the UK. It is the centre of a sub-region serving half a million people. The city grew throughout the early and mid twentieth century with migrants settling in the city from across the UK, Ireland and the Indian sub-continent.
- 2.2 Following rapid population decline associated with economic restructuring during the 1980s, the city's population stabilised in the 1990s and is now beginning to grow.
- 2.3 Coventry covers an area of approximately 9,980 hectares and is of a predominantly urban character. The city's urban form is tightly constrained, being almost entirely bordered by the West Midlands and Warwickshire Green Belts. To accommodate its growth, Coventry's boundaries have been changed and extended several times during the last century, with the latest additions happening in 1994.
- 2.4 Industrial areas of Coventry and the pre-First World War city extend to the north of the City Centre, with the twentieth century suburbs radiating outwards. The city expanded considerably in the inter-war period (1918-1939), with a large number of homes being built across the city. Late twentieth-century development has taken place to the south and east of the city or by redevelopment of the urban areas.
- 2.5 Coventry's good rail communications with London, the country's motorway network, the revived local economy and the city's two universities give the city some key ingredients for future economic growth and prosperity.

Coventry people

- 2.6 Coventry has a younger population than the average for England with 24% under 18 years of age and 35% under 24. The high proportion of 18-24 year olds reflects the fact that the city has two successful universities - Coventry University and the University of Warwick - and the city has a higher percentage of children than average, many living in Coventry's more deprived neighbourhoods. The "State of the Cities" report identified Coventry as one of only six cities in UK where the population was getting younger on average. The percentage of Coventry's population that is over 65 is 16%, lower than the national average.
- 2.7 Life expectancy in Coventry is increasing slowly and the city currently has 6,200 people aged over 85 (2206 estimate) a group that is expected to grow to 6,800 by 2011 and to 7,700 by 2021 (Office of National Statistics projection).
- 2.8 The city is ethnically diverse, with 22% of Coventry's inhabitants coming from minority ethnic communities compared to 13% for England as a whole. About a quarter of the children in Coventry's schools are from minority ethnic backgrounds. Asian and Asian British communities together make up 11.3% of the city's population of whom 8.0% have an Indian background. The next largest minority group is people with a White Irish background who make up 3.5% of the population. Coventry's population with a Black or Black British background is 1.8% - slightly lower than the English average of 2.3%.
- 2.9 Newer communities settling in Coventry in the last ten years include Somalian, Kurdish, Afghani and Iraqi groups. The city is also currently benefiting from economic migrants from the new accession states in the European Union, including Poland. There are over 100 languages spoken in Coventry.
- 2.10 Coventry has 129,500 households, with an average size of 2.5 people. Couples and families represent the largest proportion of households (49%), however one-person households amount to nearly one third of the total (31%). Two thirds of the people who work in Coventry also live in the city. Of those commuting into the city, the majority comes from neighbouring areas such as Nuneaton/Bedworth, Warwick District, Rugby and Solihull.
- 2.11 The city has a variety of faith communities. These include 65% who identify themselves as Christian, 4.6% Sikh, 3.9% Muslim and 2.6% Hindu. Fifteen per cent of Coventry's population say that they follow no religion.

Coventry's economy

- 2.12 Coventry's economy is undergoing rapid change. Decline of traditional manufacturing in the city and loss of some of its most famous companies have been successfully balanced with population growth, new investment and new types of jobs. During the period 2000-2005, the number of jobs in the city grew from 140,476 to 142,853. The mix of jobs has changed, so that the proportion of jobs in the manufacturing sector has reduced from 24% to 14%. There have been small increases in the proportion of jobs in the other sectors, including Business Services (3%), Education (2%), Health (2%), Distribution (1%) and Public Administration (1%) over the same period.

- 2.13 The continued redevelopment of the city centre is seen as key to the development of the city's economic growth, both to improve the city's retail offer and develop a role as a sub-regional centre and to stimulate investment in office development and employment opportunities.
- 2.14 Levels of household income are rising in Coventry. The gap between the average household income in the city and the UK average is closing, as is the gap between the average income levels between priority neighbourhoods and the rest of the city. However, there is a significant contrast in the distribution of incomes across the city, with the poorest households receiving under £14,639 pa compared to the richest earning over £78,575 (CACI 2007). A quarter of households within the city have incomes below £16,836 and a quarter of households have income above £41,047.
- 2.15 The gender pay gap for people who live in Coventry and work full time reflects the national picture with the average wage for women being three quarters (76%) of that of men. However the gender pay gap for all people who work in the city is wider with women working full time only earning two thirds (67%) of that men.
- 2.16 Unemployment rates vary across the city from 0.62 % in Wainbody to 7.23% in Foleshill (Job Seekers Allowance measure January 2008). Worklessness rates (the number people of working age who are not in work and are claiming benefits) have been rising since 2004 with the number of people claiming Job Seekers Allowance accounting for most of this increase. The number of people claiming Job Seekers Allowance is now starting to fall sharply as the city still undergoes a high rate of people moving in and out of employment. Employment has increased across the whole city and there are fewer people in households with no-one in paid work.

Housing

- 2.17 The level of owner-occupied properties in the city is in line with the national average, at 68%. There are 4,225 vacant properties in the city (April 2007), and the majority of them are privately owned. Car ownership in Coventry is lower than the national average, with one third of households with no car.
- 2.18 Approximately half of Coventry's current housing stock was built before 1944. Another 25% dates from between 1945-1964 and only 11% of the dwellings were built after 1980. Compared to national averages, the percentage of dwellings within the lower council tax bands in Coventry is high with 42% of the dwellings in band A and 30% in band B (compared to 26% and 19% for England). Only 3% of the total housing stock is within the top three council tax bands (opposed to national average of 10%).

Priority neighbourhoods and communities of interest

- 2.19 Improvement in employment levels and increased household incomes are reflected in the fact that Coventry had improved its position to 64th in the Index of Deprivation in 2004 although initial evidence from the 2007 Index of Deprivation is that Coventry's comparative

position remains the same. There is still concern about absolute deprivation levels and the differences between the more affluent and less well off neighbourhoods in Coventry. The Coventry Partnership has identified 31 priority neighbourhoods in the city that are the most disadvantaged.

- 2.20 The quality of life experienced by residents has increased over recent years. Continued enhancement to the quality of life of all residents is critical in achieving our vision for the city. Our success in improving the city's neighbourhoods and the quality of life of those that live and work in them has been achieved through our successful partnership working and this is set to continue.
- 2.21 Life expectancy in the city for women is increasing slowly but has fallen for men and the difference in life expectancy between the most affluent and disadvantaged remains high, with an overall gap in life expectancy of 5.1 years for men and 5.9 years for women between priority neighbourhoods and the rest of city.
- 2.22 There is a range of communities in Coventry that may experience disadvantage that do not necessarily have a geographical focus. These communities of interest include:
- Carers
 - Ex-offenders
 - Homeless people
 - Looked after children and young people (children and young people in the care of social services)
 - Older people experiencing isolation and poverty
 - People experiencing mental ill health
 - People from the most disadvantaged black and minority ethnic groups
 - People with physical or sensory impairment
 - People with learning disabilities
 - Refugees and asylum seekers
 - Teenage parents and their children
 - Women and children experiencing domestic violence
 - Young people not in education, employment or training

Community Cohesion

- 2.23 For a city of its size and diversity, Coventry is comparatively well-integrated. Recent government research on segregation in cities shows that segregation between White and other ethnic communities in Coventry is low, particularly for a city with a high level of ethnic diversity, with an index of 0.4 compared to 0.72 for Blackburn and 0.58 for Birmingham. Similar comparative data shows that, whilst there is a higher concentration of Black and Asian communities in Coventry's deprived areas, this is relatively low in comparison to many similar cities in England.

- 2.24 This relatively high level of integration may be reflected in the high perception levels of community cohesion recorded by Coventry Partnership's annual household survey in 2006 where 93% of respondents agreed that people from different backgrounds get on well together. This figure has risen from 90% in 2004. The percentage of respondents who agreed that residents respect differences between people from different backgrounds has also risen from 91% in 2004 to 94% in 2006.
- 2.25 Like other areas of the UK, Coventry has recently been experiencing a higher level of migration from within the European Union, with a higher level of "population churn" with people moving into the city for short periods of time. This short-term movement is difficult to measure using traditional demographic statistical data and like many cities, Coventry is undertaking further research to better understand the impact that population churn is having upon the city and the services provided.

3. Themes of the strategy

- 3.1 A number of key themes have been developed as the basis for this strategy. All these themes are linked and it is essential to plan across the themes to ensure that our ambitions for Coventry are met. The long term outcomes and short term priorities which we are aiming for within each theme are included in section two of this document. The eight key themes are:
1. **Economy, learning, skills and employment**
 2. **Health, well-being and independence**
 3. **Community safety**
 4. **Cleaner, greener local environment**
 5. **Children and young people – including educational attainment**
 6. **Housing**
 7. **Transport**
 8. **Culture, sport and physical activity.**
- 3.2 Two underpinning themes are critical to the success of the Sustainable Community Strategy and these need to be addressed by all the other themes:
- **A better equality of opportunity with vibrant and cohesive communities and neighbourhoods**
 - **Making a positive environmental contribution and tackling climate change**
- 3.3 Each of the strategy's themes will address the issues that face different communities and groups within the city. For example, issues specifically affecting older people such as the needs of older workers, specific health care and community services for older people and the special transport needs of older people will be addressed under the appropriate strategic theme. The only exception to this is for children and younger people. Issues affecting children and young people are addressed under the appropriate theme eg children's obesity is under the health, wellbeing and independence theme but there are some issues that relate children and young people as a group that do not fit under the other themes, educational attainment for example, which will be addressed through the specific children and young people theme.

- 3.4 The strategy sets out for each theme the explanation of why it is important and what needs to be tackled; the long term outcomes and short term priorities: how success can be measured; what key strategies and local organisations and communities need to do to address them; along with identifying with the issues that need to be addressed to both meet the opportunities and challenges of future growth and also to ensure that the underpinning themes of Equalities and Cohesion and Climate Change are addressed. This is set out in section 2.
- 3.5 The Coventry Partnership is seeking views and advice from people and organisations in Coventry about how they think they can contribute to the further development of the Sustainable Community Strategy so that we can make Coventry a place where people choose to live, work, learn and to do business and ensure that future growth is used to transform the city and benefit local people by improving quality of life, raising aspirations and narrowing the gap in the city.

SECTION 2

Outcomes and Priorities

1. Economy, Learning, Skills and Employment

A prosperous Coventry with a good choice of jobs and business opportunities for all the city's residents...

- 1.1 This theme aims to develop Coventry's economic potential so that the city becomes more prosperous and so that people living and working in the city can benefit from this increased wealth. Coventry has a young and growing population and it will be important to ensure that there are enough jobs and business opportunities for existing residents, including children and young people currently in education in Coventry, and those attracted to live in the city in the future.
- 1.2 To be prosperous, Coventry will need to plan to develop and attract businesses that will be successful over the next twenty years. It will be important to ensure that local people are able to take up these opportunities and that they are able to develop the skills to access jobs and progress to those jobs requiring higher or new skills.

Where are we now?

- 1.3 Coventry's economy is undergoing rapid change. Decline of traditional manufacturing in the city and loss of some of its most famous companies have been successfully balanced with population growth, new investment and new types of jobs.
- 1.4 The economy is diversifying and growing and changes to the types of jobs in the city are set to continue. The city's excellent communications and the improved rail access to London, now one hour from Euston with regular trains, along with the development of the two airports, mean that Coventry is well placed to benefit from the expansion of the London and South East economy and from central government relocation programmes.
- 1.5 **Current economic policies** - the city has a policy of increasing market confidence and prosperity in the north of the city and ensuring that local people benefit from increased employment opportunities. Recent developments include the Arena and Pro-Logis. A further policy aim is to increase business activity in the city centre by developing the retail and leisure offer and by attracting more office-based employment. Future developments include the Swanswell and the Friars Gate project at the railway station.
- 1.6 **Worklessness** - employment levels have risen, but not as much as desired due to recent high levels of redundancies, which have slowed net employment growth. Rates of worklessness had been rising between 2004 and 2007, with a rise in the numbers claiming Job Seekers Allowance during this period, although it is now beginning to fall sharply. The proportion of young people who are not in education, employment or training tends to fluctuate year-on-year and is currently at 8.7% (January 2007). Evidence shows an optimistic picture for young city residents at age 16, but there are concerns about retention of 17-year-olds in employment.

- 1.7 **Skills** - evidence suggests that the proportion of working people who have qualifications at National Vocational Level (NVQ) level 2 or above is rising. However, 27% of 16 to 24-year-olds do not achieve this level of qualification. Furthermore, 45% of Job Seekers Allowance claimants are seeking elementary jobs, which may indicate a lack of skills and/or aspirations. Economic change is leading to a demand for a more highly skilled labour force and making more traditional skills redundant.
- 1.8 **Business formation** – Coventry has traditionally had a relatively low level of business formation. The city is currently benefiting from the Local Enterprise Growth Initiative and early indications are encouraging, with an increase in the number of VAT-registered businesses in the city.

What things will we need to tackle?

- 1.9 To achieve jobs-led growth, increase average household income and ensure that local people can benefit from increased prosperity in the city, we will need to reduce levels of worklessness, including the number of young people not in education, employment or training (NEETs). We need to increase skills levels and encourage life-long learning for adults and young people. We also need to attract new businesses into the city and develop those already here, and increase entrepreneurship.
- 1.10 We will need to encourage the diversification of the local economy and plan with sufficient flexibility to ensure that the city can meet the needs of future businesses, and that new jobs are created. Innovation and design will be key to the development of Coventry's local economy. We should therefore aim to maximise the benefits to the local economy from our two universities and encourage graduates to remain in Coventry. We will need to create a more enterprising culture in the city and increase the motivation and aspirations of local people, breaking the cycle of unemployment by improving job retention. It will also be important to improve the image and appeal of Coventry, boost pride in the city and transform and extend the city centre.

Theme 1 - A prosperous Coventry with a good choice of jobs and business opportunities for all the city's residents

1a) Long-term outcomes

- The growth of the city's economy will accelerate and there will be a more diverse range of businesses and jobs, offering a choice of types and levels of work and working patterns to meet the aspirations and potential of all Coventry's residents
- Local people will benefit from economic growth of the city – they will have been supported to develop the skills needed to access jobs, to progress to higher-skilled jobs and to increase their household income
- The city centre will have grown and will be a vibrant place to visit, live, work and for business to locate within

1b) Short-term priorities

- Attract inward investing businesses to open in the city, at least one of these each year should be a major new investment
- Increase entrepreneurship by expanding and developing the Local Enterprise Growth Initiative (LEGI) model
- Create new jobs for local people by encouraging the growth of businesses in the city
- Reduce the number of people claiming Job Seekers Allowance and other worklessness benefits
- Reduce the number of school leavers who are not in education, employment or training (NEETs)
- Increase the proportion of school leavers who complete a first year of further education, employment or training (EETs) and continue into a second year
- Increase achievement of Level 2 qualifications and above
- Develop a programme to help retain new graduates within the city by providing appropriate jobs and housing
- Continue the transformation and extension of the city centre

1c) Some Indicators we will use to help us measure success

Coventry's overall employment rate; average earnings of employees in an area; people on out-of-work benefits; people claiming benefits in disadvantaged neighbourhoods; learners achieving qualifications; qualifications of working age population at different levels; average earnings; the employment rate for disadvantaged groups, such as ex-offenders; 16 to 18 year-olds not in education, employment or training; proportion of children in poverty; amount of new investment in the city; new retailers; and foot-fall in the city centre

1d) Opportunities and challenges of growth

The future growth of Coventry should be jobs-led. We do not want to become a commuter city – we want people who work here to live here too, so we will need housing growth. Creating some big wins in job creation will be necessary to provide momentum. Innovation and design will be important to future economic growth and we should maximise benefits from our two universities. Economic growth needs to be planned well and be of sufficient quality to improve the image of the city. New infrastructure provision, especially transport, needs to be planned and developed at the same time as economic and housing growth to minimise commuting and encourage people out of their cars. It will be important to raise the skills and maximise the potential of our work force, particularly of Coventry's young people, if they are to benefit from future opportunities from economic growth and have the skills to access the jobs which the city's employers will offer. We should aim to retain more graduates from our two universities and ensure those local people who study elsewhere return to the city to work. Coventry will continue to benefit from the skills and experience that new residents bring to the city. The development of an attractive local environment; good housing and a thriving cultural and sports offer will all make significant contributions to the economic prosperity of Coventry. The development of the city centre is crucial to the future economic growth of the city and needs to meet the needs of Coventry's diverse communities and young and old.

1d) Equality of opportunity, community cohesion and neighbourhoods

It will be important to ensure people who face the biggest barriers to employment benefit from employment growth, so they can access better jobs and have improved life chances eg for those who may currently be disadvantaged, and those who are facing discrimination due to age, disability and ethnicity. The gender pay gap is wider than the UK for women who work in Coventry. The provision of good quality childcare is an important factor to enabling people to access employment. Priority neighbourhoods need to benefit from economic growth and investment as well as the more prosperous parts of the city.

1e) Climate change

Climate change offers opportunities for economic growth if we develop expertise and businesses based on low-carbon technologies. Businesses should be encouraged to adopt low-carbon production methods and to continue to adopt sustainable processes. Employers should be encouraged to adopt green travel plans and we should plan to minimise the number of people commuting long distances.

1f) Some key strategies

West Midlands Regional Economic Strategy and Regional Spatial Strategy
 Coventry Economic Development Strategy
 Coventry Local Development Framework (the spatial plan for the city)
 Coventry Employment Strategy 2007-2010
 City Strategy Pathfinder
 Coventry City Council Corporate Plan and Cabinet Member City Development; Cabinet Member Community Services Strategic Plans
 Learning and Skills Council Plans (including the Coventry and Warwickshire Annual Plan)
 Coventry Children and Young People's Plan
 Coventry Local Enterprise Growth Initiative
 Coventry Mental Health and Well Being Strategy 2007-2010
 Coventry Learning Disabilities Partnership Strategy 2007-2010
 Coventry Cultural Strategy

Neighbourhood Plans (including Neighbourhood Employment and Skills Plans)

1g) Some key local organisations and partnerships

Coventry businesses and employers from all sectors

Coventry City Council, JobcentrePlus and Local Learning and Skills Council

Universities; Further Education colleges and schools

Range of community and voluntary organisations

Coventry Partnership Theme Groups and Partnership Boards

Advantage West Midlands; Coventry Solihull and Warwickshire Partnership

1h) Involvement of local organisations, communities, families and individuals

Large and small employers can work with the Coventry Partnership to help people experiencing a range of barriers to access employment opportunities - including offering work placements, flexible working and childcare and training opportunities.

Our universities and local businesses can continue to work with people across the city, especially young people, to raise their aspirations and encourage participation in higher education.

Community-based and voluntary organisations can provide employment, training and volunteering experiences for those seeking future employment often more flexibly for those who need to work close to home or have other constraints.

Individuals can explore opportunities for life long learning and training to improve their own skills; provide mentoring for young people; and raise the profile of Coventry by being an ambassador for our city.

Families can play a key role in influencing the aspirations of young people, foster a good work ethic and encourage personal and academic development. Local enterprise and family businesses can also be a strong element in the growth of the city, providing jobs and economic security.

2. Health, well-being and independence

People of Coventry living longer, healthier, independent lives...

- 2.1 This theme addresses issues about health and health inequalities so that Coventry people live longer, are able to enjoy healthier lives and live independently. It applies to children, young people and adults and has a particular focus on ensuring that services are improved to enable Coventry's older people to have more control over their lives.
- 2.2 Evidence shows that a range of social factors, particularly in childhood, can have a significant impact upon life expectancy and health inequality in Coventry. Issues such as a poor diet, smoking and lack of exercise need to be addressed through the development of more healthy lifestyles at all ages.

Where are we now?

- 2.3 The evidence provides a mixed picture of trends of premature death in adults. The average age of death for females across the city is gradually increasing and is currently 78.3 years (2003-2005 three year rolling average). Females from priority neighbourhoods die on average 5.9 years earlier than those from non-priority neighbourhoods. For males the average age of death remains fairly static and is currently 72.2 years (2003-2005 three year rolling average) and the gap between the age of death for those in priority neighbourhoods compared to the rest of the city is 5.1 years.
- 2.4 In Coventry, evidence shows that death from strokes and from breast and skin cancer are particular areas for concern. Assessment of past trends shows that improvements have been made, including better management of preventable factors, better access to heart treatment, better cancer screening and treatment and better management of chronic diseases.
- 2.5 However, there is mixed evidence about whether policies to prevent ill-health are succeeding. Smoking rates are fluctuating, although they have reduced over the last four years, however these are still higher for priority neighbourhoods. The Director of Public Health in Coventry estimates that 'about 500 deaths per year, or just under 17% of deaths are directly attributable to smoking'. 23.8% of GP patients were recorded as being obese during the 15 months to September 2007 and there is little evidence of people taking more exercise or eating more healthily. Alcohol-related conditions, such as cirrhosis of the liver, are the most significant early killers of people in Coventry. Longstanding alcohol related illness affects significant numbers of older people.
- 2.6 The infant mortality rate in Coventry is reducing. The rate is higher across priority neighbourhoods than the rest of the city. Key issues associated with infant mortality include smoking in pregnancy, improving nutrition, encouraging breast feeding, reducing teenage pregnancy and improving medical and family support services. Evidence about the prevalence of smoking in pregnancy shows that it is reducing, however it is greater across priority neighbourhoods (compared with the rest of the city) and is very high in some neighbourhoods.

- 2.7 The overall trend for teenage pregnancies is downwards and has decreased by 10.6% since 1998, however, it is still higher than the regional and national averages and is disproportionately high across priority neighbourhoods.
- 2.8 The take up of immunisation is higher in more affluent neighbourhoods, but for MMR the gap narrows as more parents in more affluent neighbourhoods decline the vaccination for their children, compared to those in less affluent neighbourhoods.
- 2.9 A greater proportion of children and young people in Coventry are affected by obesity than the average across the country. 11.4% of 5 year olds and 19.4% of 11 year olds measured in the 2006/7 school year were obese.
- 2.10 Coventry's older population is ageing as people live longer. As older people are more prone to illness and disability this means that a greater number of people will need housing and support services. It will also mean that more people will become family carers who will need to benefit from support services. Older people with mental ill health will increase with an ageing population.
- 2.11 Based on current performance (2007) older people attend Accident and Emergency less than would be expected for the population, but have a higher rate of hospital admission. The number of people with long hospital length of stay is higher than would be expected and the number of people whose discharge arrangement is delayed is also higher than would be expected.
- 2.12 Effective rehabilitation and increased independence of older people through a multi-agency approach to chronic disease management and emergency care is being developed and promoted. A multi-agency approach to chronic disease management will affect the health outcomes of people who will be older people in 20 years time as well as current older people.
- 2.13 Currently Coventry has amongst the lowest level of people in nursing and residential care through a deliberate policy of providing alternatives in the community to promote and maintain people's independence. It is expected that more older people will be able to live independently in the community in their own homes, in housing with care or with assistive technology support in the future, and current social care planning is already developing these services.
- 2.14 Over 30,000 people in Coventry are family carers (2001 census) and 70% of these are caring for older people, and approximately a third are older people themselves.

What things will we need to tackle?

- 2.15 We need to reduce the gap in health inequalities in Coventry between different neighbourhoods and communities. We will need to reduce infant mortality and teenage pregnancy and improve both the sexual and mental health of Coventry residents. We also need to address the rising levels of obesity in the city (including children and young people).
- 2.16 We need to make sure there is a joined up approach which enables older people and adults with disabilities to live in the community as independently as possible and have personal control over their health and social care support if they need it.

- 2.17 We want to reduce emergency admissions to hospital for older people. If older people are in hospital we must make sure effective rehabilitation means they spend as little time as possible there and can resume their lives in the community.
- 2.18 To improve health and health inequality we will need to promote healthy lifestyles for all ages. We need to promote breastfeeding, healthy eating and physical activity and reduce unhealthy behaviours by adults and young people including drug misuse, alcohol consumption and smoking (including in pregnancy).

Theme 2- People of Coventry living longer, healthier, independent lives

2a) Long-term outcomes

- People in Coventry will enjoy healthier lives which will contribute towards them living longer in the future and being able to lead independent lives
- There will be reduced health inequalities between communities

2b) Short-term priorities

- Promote healthy lifestyles to reduce the number of people who smoke, encourage good nutrition and regular exercise, reduce alcohol consumption and the use of harmful drugs and improve mental health and emotional well-being
- Get more children, young people and adults involved in physical activities
- Improve sexual health and reduce the under 18 conception rate
- Develop and implement an Obesity Strategy which is delivered and coordinated by a range of organisations
- Promote and extend the range of ways in which older people and adults with disabilities can have personal choice and control over their health and social care
- Increase the independence of older people by reducing the numbers of emergency admissions to hospital and reducing the time they have to spend in hospital if they are admitted
- Provide effective drug and alcohol treatment services that result in positive outcomes

2c) Some Indicators we will use to help us measure success

Mortality rates; under 18 conception rate; 16+ current smoking rate prevalence; alcohol-harm related hospital treatment rates; incidence of sexually transmitted infections; achieving independence for older people through rehabilitation/intermediate care; healthy life expectancy at age 65; timeliness of social care packages and assessment; emergency bed days; delayed transfers of care; people supported to live independently through social services (all ages); numbers of self directed care-direct payments/individual budgets; obesity amongst primary school children; children and young people's participation in PE and sport.

2d) Opportunities and challenges of growth

The growth and development of Coventry provides opportunities to create an environment that will help people to make healthy choices, including taking more physical activity. This could include making it more pleasant to walk, cycle and play outdoors.

The future health trends in Coventry will be influenced by who lives in the city - their age, levels of affluence, how healthy their lifestyles are and what health practices they adopt. A key challenge will be to anticipate the future make-up of the population and to ensure that appropriate preventative and treatment services are provided to meet their needs. The growth of the city will provide an opportunity to provide better quality housing which contributes to people's health and wellbeing.

We need to support children and young people (who are tomorrow's adults) to adopt healthy lifestyles so that they are able to benefit from the learning, employment and leisure opportunities which will arise from the growth of the city.

2d) Equality of opportunity, community cohesion and neighbourhoods

We need to tackle health inequality in the city and address the health needs of different communities, tailoring services to the needs of different groups. Premature death disproportionately affects priority neighbourhoods. Infant mortality disproportionately affects priority neighbourhoods, teenage mothers, and mothers from overseas. Children from Black African, Black Caribbean and Asian families are statistically more likely to be obese as are those with parents with routine or semi-routine occupations.

2e) Climate Change

Negative impacts from climate change will include risks to health, especially for more vulnerable population groups including older people, children and those in poor health. These could include increased respiratory (breathing) problems, heat exhaustion, skin cancer, illness from pollution and contaminated land. These need to be anticipated and plans put in place to deal with them.

2f) Some key strategies

Director of Public Health Annual Report
 Coventry City Council Corporate Plan and Cabinet Member Community Services Strategic Plan
 Coventry Older People's Strategy
 Mental Health and Well-being Strategy 2007-2010
 Coventry Learning Disabilities Partnership Strategy 2007-2010
 Carers Strategy
 Children and Young People's Plan
 Play Strategy
 Coventry Cultural Strategy
 West Midlands Health and Well-Being Strategy
 Neighbourhood Plans
 Alcohol Strategy
 Drugs Strategy

2g) Some key local organisations and partnerships

Coventry Partnership Theme Groups and Partnership Boards
 Coventry Teaching Primary Care Trust
 Coventry and Warwickshire NHS Partnership Trust.
 University Hospitals Coventry and Warwickshire
 West Midlands Ambulance Service
 Community and voluntary organisations focused on health and community care
 West Midlands Strategic Health Authority
 The Health and Safety Executive
 Sport England
 Registered Social Landlords

2h) Involvement of local organisations; communities, families and individuals

Local employers and organisations can promote healthy lifestyles, including healthy schools.

Community groups can take part in and organise Healthy Walks and other physical activities such as the development of allotments, community gardens and outdoor play opportunities for children.

Families and individuals can take responsibility for improving their own health through adopting a healthier lifestyle and educating children about health issues. This can include stopping smoking, eating healthy meals, increasing exercise and active family activities, and taking up volunteering opportunities to provide support within local communities and neighbourhoods.

3. Community Safety

A safer and more confident Coventry

- 3.1 This theme aims to address the reduction and prevention of crime and anti-social behaviour, the fear of crime and the harm caused by illegal drugs and alcohol. Fear of crime and visible signs of disorder or substance misuse can often have a significant negative impact on people's lives by restricting their activities - particularly for vulnerable groups including older people. Often the perception of crime in Coventry is much greater than the reality.

Where are we now?

- 3.2 Crime levels have been falling for some years in Coventry as well as in most of the UK. The Community Safety Partnership is responsible for ensuring the delivery of the Government's crime target. The target reduction for Coventry during the period 2005/06 and 2007/08 is 20%.
- 3.3 The Community Safety Partnership is currently on track to achieve its key target of a reduction of 20% of crimes in Coventry over five years by March 2008 as measured for British Crime Survey Comparator crimes. This includes domestic burglary, violent crime (including wounding, serious and other common assault), robbery, theft from the person, vehicle crime, theft of bicycles, and criminal damage.
- 3.4 Some parts of Coventry experience more crime than others. The Community Safety Partnership has recently completed a Strategic Assessment of Community Safety in Coventry which identified that 49% of crimes that are covered by the British Crime Survey take place in seven areas of Coventry (including the city centre) that combined only include 28% of the city's population.
- 3.5 The Strategic Assessment highlights the following crimes as being of key relevance to the city: violent crime including domestic abuse; anti-social behaviour; burglary, vehicle crime, criminal damage; robbery; environmental complaints; graffiti; arson; discarded needles and drug misuse.
- 3.6 Anti-social behaviour is an issue that is very important to local residents, and 80% of those surveyed through the Coventry Partnership survey in 2006 said they had experienced a major or minor problem. Coventry, as an action area for delivery of the Respect Agenda (which is aimed at tackling anti-social behaviour) has shown significant improvements. This is evidenced in a recent MORI poll on how Coventry residents perceive that anti-social behaviour is being addressed. Left unchecked it is understood that anti-social behaviour can escalate into more serious crimes, such as violence or criminal damage.
- 3.7 The number of accidental fires and arsons is steadily decreasing across Coventry. This is largely due to a preventative approach by the Fire Service and a coordinated community education and home fire safety referral process across a wide range of organisations working in partnership. There is still a gap between the incidents in priority neighbourhoods and the rest of the city.

- 3.8 From 2003/04 to 2006/07 the number of people accessing drug treatment services rose by 42% (379 individuals), however the number of people successfully retained in drug treatment programmes is below target at 59%. From 2003/04 to 2006/07 (three years) the numbers accessing alcohol treatment rose by 26% (426 individuals). Coventry has no waiting lists for most treatment services.
- 3.9 The Children and Young People's Partnership has identified the need to reduce the harm caused to children and young people by illegal drugs and alcohol. A survey of school children aged 11-16 in 2005 revealed that 18% say they have taken illegal drugs at least once and the percentage rises to 21/22% across four wards in the city. This is in line with national trends. There are a number of incidents where anti-social behaviour involves young people and alcohol misuse. This is tackled through a variety of means including the introduction of a city-wide Designated Public Places Order, linking with outreach work, treatment, positive activities and controlling access through raising parental awareness of the risks and enforcing licensing laws.
- 3.10 Coventry has a proven track record of reducing crime through partnership action. There is a strong emphasis on working through the city's Neighbourhood Management structure and involving the extended police family in tackling crime and anti-social behaviour, and making neighbourhoods cleaner. There is evidence that anything which has a negative impact on the street scene is also likely to attract anti- social behaviour.

What things will we need to tackle?

- 3.11 We will want to continue to reduce overall crime in Coventry (as measured by the British Crime Survey Comparator Crimes). We will need to address the causes of violent crime (including hate crime and domestic violence) and work with the private sector to prevent and reduce business crime. We will also need to continue to tackle road safety.
- 3.12 We will need to work actively with offenders, adults and children and young people, to reduce offending and re-offending. We will need to work to address issues associated with anti-social behaviour and in particular ensure the provision of positive activities for young people. We will aim to reduce drug and alcohol abuse.
- 3.13 We will also need to reduce the fear of crime in Coventry and increase public reassurance and confidence and we need to promote safety in parks and other public places.
- 3.14 We need to continue to improve access to treatment services for substance misuse across the city. At the same time we need to ensure we are delivering the high quality, value for money services that are retaining people in treatment and resulting in positive results. The Community Safety Partnership is committed to ensuring that the availability of illegal drugs is reduced and minimising the negative impact that drug and alcohol use and drug dealing has on communities.

Theme 3 - A safer and more confident Coventry

3a) Long-term outcomes

- People will feel safer and more confident as there is less crime and anti-social behaviour
- There will be less harm caused by illegal drugs and alcohol
- Neighbourhoods will experience less environmental crime including graffiti, abandoned vehicles and fly-tipping

3b) Short-term priorities

- Reduce crime through well targeted activity (using the national intelligence model)
- Ensure our streets and neighbourhoods feel safer by reducing alcohol related crime and rowdy/nuisance behaviour
- Work with families and individuals causing concern in local neighbourhoods through tailored programmes
- Promote community cohesion and tackle crimes which are motivated by hate
- Reduce violent crime, including domestic violence
- Improve communication with local people and communities to reduce the fear of crime and ensure local people feel confident in reporting crime, build confidence in the criminal justice system and improve support for the victims of crime
- Work in partnership to change the behaviour of the most persistent offenders and reduce re-offending
- Prevent the setting of deliberate fires and reduce the number of accidental deaths which can happen as a result, especially across priority neighbourhoods

3c) Some Indicators we will use to help us measure success

Crime rates; perceptions of anti-social behaviour; satisfaction with the way anti-social behaviour is dealt with; re-offending rates; arson incidents; repeat incidents of domestic violence; drug-related offending rate; drug users in treatment; alcohol-harm related hospital admission rate; offenders under probation in employment; young offenders engagement in education, employment or training; children/people killed or seriously injured in road traffic accidents

3d) Opportunities and challenges of growth

The growth of the city provides opportunities to "design out crime" in new developments and to provide good quality open spaces for local communities to use. Growth will offer more employment and housing opportunities, and opportunities to involve communities in improving the quality of the local environment. Increased economic activity will mean that we will need to continue to support local businesses in addressing the crimes that affect them. We will need to improve cross-boundary working if the city grows at its outer edges.

3e) Equality of opportunity; community cohesion and neighbourhoods

We need to reduce crime, anti-social behaviour, fear of crime and substance misuse in those areas and for those communities who are most affected. We need to promote community cohesion through shared values and respect across cultures and to increase awareness of ways to report crime and ways to access substance misuse treatment services, especially among those new communities in Coventry. We should also raise awareness within communities about acceptable behaviour, personal responsibility and cultural differences.

3e) Climate Change

There are potential implications for community safety from changes in patterns of behaviour if the climate changes. More acute weather conditions may cause fires and flooding. Extended seasons may mean longer periods when people are outside in the evening and hotter weather leads more people to open windows and doors, which can all impact on crime rates. Fear of crime is putting people off using public transport. This increases the use of cars and lack of confidence in road safety reduces cycling and walking.

3f) Some key strategies

Community Safety Strategy
 Drugs Strategy
 Alcohol Strategy
 West Midlands Police Strategic Plan
 National Community Safety Plan
 Neighbourhood Policing Plan
 West Midlands Fire Service Plan
 Coventry Domestic Violence and Abuse Partnership Strategy
 Challenging and reducing Hate Crime (A Hate Crime Strategy for Coventry City Council)
 Young People's Substance Misuse Plan
 Adult Drug Treatment Plan
 Alcohol Reduction Plan
 Coventry City Council Corporate Plan and Cabinet Member Neighbourhoods and Community Safety and City Services Strategic Plans
 Coventry Cultural Strategy
 Coventry's Children and Young People's Plan
 Neighbourhood Plans

3g) Some key local organisations and partnerships

Coventry Community Safety Partnership and the Coventry Partnership and Partnership Boards
 West Midlands Police and Police Authority
 West Midlands Fire Service
 Probation Service
 Coventry City Council
 Coventry Teaching Primary Care Trust
 Safer Neighbourhood Groups
 Registered Social Landlords
 Community Empowerment Network

3h) Involvement of local organisations, communities, families and individuals

The Community Safety Partnership is committed to consulting and engaging with local people to develop community safety strategies and more recently, to undertake their annual strategic assessment. The Community Safety Partnership is currently developing ways to increase opportunities to communicate and work more closely with local people.

Householders can take more responsibility for making homes safe and secure and take a more active role in their communities e.g. Neighbourhood Watch, and increase personal responsibility for security of private vehicles.

Families and schools can educate children in road safety and personal safety.

Local organisations could make better use of their personnel's presence on the street to provide more eyes and ears to report community safety issues.

Local people, community groups and businesses can increase reporting of anti-social behaviour and hate crime. Communities can work to develop greater tolerance of young people and promote community cohesion. Families can educate children to respect others and to challenge discrimination

Local people and communities can be involved in agreeing priorities and developing solutions through Safer Neighbourhood Groups and the Council's Ward Forums.

Community groups can promote good relations with the Police to ensure families and local people feel more confident in contacting their local Police force.

4. Cleaner, greener local streets and open spaces

Making Coventry's streets, neighbourhoods, parks and open spaces attractive and enjoyable places to be...

- 4.1 This theme aims to address Coventry's local environmental issues and in particular, the immediate environment that Coventry residents experience everyday when they step outside their homes. This includes our streets, pavements, verges, open spaces in local neighbourhoods and the city's parks.
- 4.2 The local environment that people experience everyday can have a real impact upon their quality of life. Issues to be addressed under this theme include street cleanliness, graffiti, fly-tipping and abandoned vehicles and the provision of pleasant, enjoyable green spaces.

Where are we now?

- 4.3 **Clean Streets** - cleanliness is a key issue and high priority for Coventry residents. Local surveys across the city and within specific neighbourhoods show that there is less satisfaction with cleanliness in priority neighbourhoods than in the rest of the city.
- 4.4 There has been a big improvement in the level of street cleanliness in Coventry, with 79% of areas surveyed in 2006/7 meeting the Government standard compared to 67% in 2005/6. Evidence shows that areas of high-density housing are less likely to meet the Government standard, however improvements are being made more quickly across that land type. Targeted improvements on problem land types including main roads, secondary retail sites, high-density housing estates and other highways which have been implemented have made a significant contribution and put the city in a strong position to achieve its targets for March 2008.
- 4.5 **Abandoned vehicles** - new arrangements for reporting and removing abandoned vehicles have improved performance significantly. The proportion of vehicles removed within 24 hours in the first quarter of 2007/2008 was 87% which exceeded the target.
- 4.6 **Fly-tipping** - Coventry's fly-tipping performance, which includes targets for levels of fly-tipping, removal and enforcement, has been provisionally assessed by the Department for Environment, Food and Rural Affairs' Flycapture system as "good". Improvements in performance to deal with the growing number of fly-tipping incidents being experienced across the country are currently being supported through the "Don't Dump It" project. Through the coordinated work of a range of organisations and the use of handheld technology, the project aims to reduce fly-tipping; remove fly-tipped waste more quickly; and secure good evidence to prosecute fly-tippers.
- 4.7 Coventry has a proven track record of partnership action at a local level and there is a strong emphasis on working through the Neighbourhood Management structure and involving partners in working together to make neighbourhoods cleaner, safer and greener.

- 4.8 **Environmental crime** - the AIMS (Active Intelligence Mapping System) process brings a range of organisations together regularly to consider the current levels of crime and related activity in different parts of the city and how best to address this. It delivers a joined up response to hotspot areas, recognising the link between the environment and crime, community safety and anti-social behaviour. Environmental crime and cleanliness issues will be tackled as part of the programme of crack down and consolidation days being planned with partners in hotspot areas identified through the AIMS process. Working with residents to identify and address environmental priorities is a central part of the "Your Neighbourhood Matters" programme.
- 4.9 **Green Spaces** - the Coventry Liveability programme continues to deliver street scene improvements with the focus now on delivering physical improvements in Coventry neighbourhoods. Thirty eight small scale, green space, streetscape, neglected property and neighbourhood shopping centres improvement schemes are completed or being currently implemented on site. Design is complete on nine of the remaining ten areas and works will start on site during the year.
- 4.10 Projects delivered by Groundwork Coventry and Warwickshire in Radford Meadowlands and Stoke Heath are complete and have brought neglected green-space back into use. A third scheme at Charterhouse is awaiting the outcome of a planning application. Good progress is being made with the three flagship projects. Work to improve Far Gosford Street, including the £1.5m project to create a new public square will be completed in summer 2008.
- 4.11 **Parks** - the Longford Park improvements and first phase of access improvements in the War Memorial Park have been completed. In all cases, opportunities have been taken to maximise resources and link with other programmes to maximise the impact of the Liveability funding. The Department for Communities and Local Government agreed that some of the resources could be used to help secure National Lottery funding to maximise the restoration and regeneration plans for the War Memorial Park. In March 2007 it was announced that an award of £2.8m from the Heritage Lottery and Big Lottery had been made allowing the improvements identified and begun under the Liveability Programme to be fully implemented. In addition, Coombe Abbey Park has been awarded Green Flag status.

What things will we need to tackle?

- 4.12 We will need to improve Coventry's streets and public spaces so that they are cleaner, safer and greener. We need to continue to improve our street cleaning services and to tackle environmental crime and fly-tipping and aim to join up better design, management and maintenance of streets and open spaces.
- 4.13 We need to recognise that our green infrastructure is a valuable asset that makes a significant impact upon regeneration, health and transport. In future we will need to plan to develop and use our green infrastructure as an integrated network for sustainable travel, regeneration, strengthening communities, reducing the impact of climate change and supporting diversity and to improve health and air quality.

- 4.14 Green spaces need to be of high quality and accessible to local people and our approach to green spaces should include spaces such as allotments and gardens. People also need to feel safe when they are using open spaces and we need to promote safety in our public parks and other open spaces.

Theme 4 - Making Coventry's streets, neighbourhoods, parks and open spaces attractive and enjoyable places to be

4a) Long-term outcomes

- Coventry people will see their streets, neighbourhoods, parks and open spaces as more attractive and enjoyable places to be

4b) Short-term priorities

- Improve street cleanliness in Coventry, especially in neighbourhoods involved in the New Deal for Communities and Your Neighbourhood Matters programmes and in areas of high density housing
- Reduce fly-tipping in problem areas of the city
- Improve the quality of open spaces including car parks, hedgerows and verges
- Improve the quality and use of local parks and open spaces

4c) Some indicators we will use to help us measure success

Level of air quality; improved street and environmental cleanliness including levels of graffiti, litter detritus and fly posting; levels of fly-tipping; improved local biodiversity – active management of local sites; satisfaction with the local area

4d) Opportunities and challenges of growth

New developments need to include provision to enhance quality of life. This should include improvements to the built environment, enhancing and protecting valuable green spaces, and providing safe places for children's play. We should develop new green spaces in existing densely built up areas as well as designing green space in new developments. Development on brownfield sites can reduce land currently used as gardens (which form part of the Coventry green space network) and abandoned brownfield sites often contribute to Coventry's biodiversity so we must consider protecting important sites. Access to green areas and open spaces should be improved through the provision of footpaths and street lighting which can ensure open spaces feel safer and provide better access for disabled people.

4e) Equality of opportunity, community cohesion and neighbourhoods

Environmental inequality is very closely associated with wider inequality and deprivation. Tackling environmental inequality is a fundamental part of narrowing the gap between the most deprived communities within the city and the most affluent. Environmental cleanliness standards and levels of satisfaction are lower in priority neighbourhoods. There are opportunities for communities to manage open spaces and to use open spaces in neighbourhoods for activities and events, including children's play and physical activities, that bring people from different backgrounds together and contribute to a cohesive Coventry.

4f) Climate Change

Coventry's green spaces are important in reducing the impact of climate change - including prevention of flooding and reducing heat. Improving the safety and attractiveness of the street environment can improve conditions for cycling and walking and reduce the use of cars. Opportunities for the use of new technologies such as permeable surfaces can improve drainage.

Theme 4 - Making Coventry's streets, neighbourhoods, parks and open spaces attractive and enjoyable places to be

4g) Some key strategies

Coventry City Council Corporate Plan and the Cabinet Members City Services; Neighbourhoods and Community Services; and Culture, Leisure and Libraries Strategic Plans

Coventry Local Development Framework

Coventry Green Space Strategy

Rights of Way Improvement Plan

Coventry Cultural Strategy

Coventry Climate Change Strategy

4h) Some key local organisations and partnerships

Coventry Partnership, theme groups and Partnership Boards

Coventry City Council

A range of community and voluntary organisations including Groundwork

The Environment Agency

Natural England

Registered Social Landlords

4i) Involvement of local organisations, communities, families and individuals

Local communities and individuals can be responsible for improving local neighbourhoods and open spaces and establish local environmental groups.

Local people and communities can increase reporting of fly-tipping and abandoned vehicles and graffiti.

Local communities can work together to ensure that local parks and open spaces are used for positive activities which foster a sense of community and provide an opportunity for new residents and families to integrate.

Communities, families and individuals can improve the local environment and support bio-diversity through local gardens and allotments.

Families and householders can take responsibility for ensuring their gardens are well-kept and their household rubbish is properly disposed of.

5. Children and Young People

Ensuring that children and young people are safe and enjoy, achieve and make a positive contribution to Coventry

- 5.1 Coventry is a young city and children and young people make up Coventry's largest demographic group. Like other population groups and communities in Coventry, issues involving and affecting children and young people are covered by all the other themes of the Sustainable Community Strategy. Some of Coventry's children, young people and their families, like some of Coventry's older people or disabled people for example, may have particular health, housing, transport and employment needs.
- 5.2 This Children and Young People theme has been developed because some issues, in particular educational attainment, are specific to children and young people as a group and because evidence shows that many life-long issues – including health and socio-economic well-being – are most effectively influenced in childhood. This is reflected in national government policy and in the way that both local government and local strategic partnerships are performance managed. If Coventry is to be a successful city in 2026, we need to make sure that children and young people are able to achieve their potential.
- 5.3 This Children and Young People's theme will be developed based on the five national "Every Child Matters" outcomes and Coventry's own local sixth outcome and the work already developed through the Coventry Children and Young People's Plan. Issues relating to other Sustainable Community Strategy themes will also be considered under the appropriate theme along with the needs of other groups and communities.

The six outcomes are:

1. Being Healthy
2. Staying Safe
3. Enjoying and Achieving
4. Making a positive contribution
5. Having economic well-being
6. Supportive families, friends and communities (local outcome priority).

Where are we now?

- 5.4 In summary, educational attainment of pupils in Coventry improved overall in the summer of 2007. However, the comparison in relation to the national attainment levels has shown a mixed picture with the gap between Coventry and national performance having widened in respect of five targets and narrowing or staying the same for six targets.
- 5.4 Improving the educational achievement of Coventry's children and young people is a high priority. Historically, fewer children and young people in Coventry have achieved key targets (such as five GCSEs at grades A*-C at age 16) than nationally. However, results are generally improving and children are achieving well. Compared to Coventry's statistical neighbours (which is a group of about ten cities of a similar size and population mix to

Coventry) the picture is changing and Coventry is steadily narrowing the gap on national figures, and in some cases, overtaking them.

- 5.5 Over a third of Coventry's children (38%) live in the areas of Coventry that are included within the 20% most disadvantaged in the country. In 2007 the attainment of children living in these priority neighbourhoods has improved at a faster rate than neighbourhoods in the rest of the city.
- 5.6 At **Key Stage 2**, performance in 2007 improved by 1 percentage point in both English and mathematics. English increased from 78% to 79% and mathematics from 73% to 74%. Compared to the national score, Coventry is still a point behind for English, as it was last year. The gap between the national score and Coventry widened from 1% last year to 3% in mathematics because although our figure improved by 1%, the national figure increased by 2% points. In science performance remained the same at 86%, however the gap widened too as the national score increased by 1 %.
- 5.7 However, there were significant improvements in attainment in all three subjects for pupils from a 'Mixed White and Asian' background. Other ethnic groups showed small decreases, following significant increases in 2006.
- 5.8 At **Key Stage 3**, performance in 2007 in English remained the same, in line with the national picture. There was no change in the gap of 4% points between Coventry at 69% and the national at 73%. In mathematics performance decreased from 73% to 72% but the gap narrowed by 1% point to 3% as national standards decreased by 2% points to 75%. In science the gap narrowed considerably from 5% to 2% as Coventry's performance increased from 68% to 72%.
- 5.9 All 19 secondary schools achieved the government targets in mathematics and science. The target was that a minimum of 50% of pupils from each school should achieve KS3 level 5 or above. In English 17 schools were above the target. There were significant improvements in attainment in all three subjects for most ethnic groups particularly for pupils of Bangladeshi, Asian Other, and Mixed White Asian backgrounds.
- 5.10 At **Key Stage 4**, in our secondary schools there are now no schools where less than 30% of pupils achieve 5 or more A*, A, B or C grades at GCSE (another key target for us). Our GCSE results increased by 4.7% points from 47.9% to 52.6% in the number of students gaining five or more grades of A*-C in any subject and from 37.8% to 38.9% in the numbers gaining five or more A*-C grades when you include English and Mathematics.
- 5.11 At **A level** the overall pass rate improved from 96.5% to 97.2%.
- 5.12 There is an on-going focus on school improvement. The improvement has been clear in that no school in Coventry requires special measures or has serious weaknesses. Bearing in mind there are large pockets of deprivation in the city and that there are over 100 schools in Coventry, this is a firm foundation on which we can build.
- 5.13 The behaviour of pupils in school is good and attendance at all stages is improving, with fewer permanent exclusions. At Key Stage 4 we have developed alternative provision for some groups of young people who are hard to reach or at risk of not achieving their potential.

- 5.14 There has been a great deal of good partnership work between the council, the Connexions Service, the Learning and Skills Council and other partners, in order to see a reduction in the number of 16-19 year olds not in employment, education or training.
- 5.15 Similarly there has been a continuing focus on raising the performance of young people from minority ethnic communities. This has resulted in rising standards for some ethnic groups. At Key Stage 2, there were significant improvements in attainment in all three subjects for pupils from a 'Mixed White and Asian' background. Other ethnic groups showed small decreases, following significant increases in 2006. At Key Stage 3, there were significant improvements in attainment in all three subjects for most ethnic groups particularly pupils from 'Bangladeshi', 'Asian Other' and 'Mixed White Asian' backgrounds. There continues to be room for improvement in the performance of looked after children (children who are looked after by the local authority) who are looked after by the local authority (e.g. through foster carers) at Key Stages 2, 3 and 4.
- 5.16 Partnership between schools, education and social care teams now focus on intervention to improve outcomes for individual looked after children (children who are looked after by the local authority). Ten former looked after children are currently being supported through their university education by the local authority. A single integrated service for Looked After Children is now in place.
- 5.17 The partnership work between schools and extended learning centres continues to deliver low rates of exclusion and improved reintegration. A good range of leisure, sport and cultural opportunities is provided to enable children to enjoy themselves both within and out of school.
- 5.18 Good progress has been made in implementing the Special Educational Needs and Inclusion Strategy. A Play Strategy is also being successfully implemented and a play activator will ensure the needs of disabled young people are met through play.
- 5.19 External inspectors have said that Coventry children and young people have outstanding opportunities to make decisions, take personal responsibility and actively engage with services and partners.

What do we need to tackle?

- 5.20 Through the development of the *Children and Young People's Plan* a number of key priority issues have been identified to achieve under the Every Child Matters outcomes to improve the lives of Coventry children and young people.
- 5.21 Under the theme "*Be Healthy*" we need to improve both sexual and mental health of children and young people and reduce obesity. The implementation of the Play Strategy is a key action.
- 5.22 Under "*Staying Safe*", improving the outcomes for children in need is a key priority. This will include ensuring that looked after children have stable placements; fewer children are the victims of repeat abuse and fewer children are affected by domestic violence with less harm being caused to children and young people by illegal drugs.

- 5.23 Key areas for activity under the "*Enjoy and Achieve*" heading are to improve the foundation stage outcomes for children before they start school, to improve outcomes at Key Stage 4 and to improve the use of ICT in Coventry schools.
- 5.24 To improve *economic well-being* we will need to improve employment opportunities for young people and in particular to reduce the number of young people not in employment, education or training (NEETs) in Coventry's priority neighbourhoods.
- 5.25 Coventry has a long-standing commitment to the active participation of children and young people in decision making. The number of school councils continues to increase and participation is actively promoted. In addition, over 1,800 young people have been engaged in Positive Activities for Young People programmes which have contributed to a reduction in youth offending during school holiday periods.
- 5.26 Families are crucially important in supporting children and young people, ensuring that they lead happy, healthy lives and are able to meet their full potential. In consultation with children and young people, Coventry has adopted a local outcome of "*having supportive families, friends and communities*" which aims to improve the provision of family support through information, advice and other support (both practical and emotional). This support is designed to build up and sustain positive parent-child relationships in order to improve family life and the emotional health of children and young people.

Theme 5 - Ensuring Children and Young People are safe and enjoy, achieve and make a positive contribution to Coventry

5a) Long-term outcomes

- All children in Early Years will have the foundation for happy, healthy and successful lives
- Standards and choice of learning will have improved and more children will have realised their full potential
- Children and young people's achievements and aspirations will have been fulfilled to the benefit of themselves, their communities and neighbourhoods
- All young people's aspirations will have been raised and their career and employability prospects will have improved
- Children and young people will be making a greater positive contribution
- Children and young people will have supportive families, friends and communities
- Children, young people and their families will have access to universal services and support delivered locally through extended schools, children's centres and community settings
- There will be greater participation of families, children and young people in the design of services and development of local strategies

5b) Short-term priorities

- Ensure that children are more ready for school
- Continue to work with schools and stakeholders to improve educational standards at ages 7,11, 14 & 16
- Improve targeted support for underachieving individuals, groups and schools
- Ensure that the non-academic achievements of children and young people in, for instance, community and voluntary activities are recorded
- Equip children with the social and emotional skills to deal successfully with significant life changes
- Tackle incidences of bullying and ensure children and young people are supported in dealing with bullying, discrimination and harassment
- Improve the outcomes for children in need e.g. children with a disability, looked after children, and young carers
- Encourage more children to play outdoors and implement the play strategy including
- Provide support to parents through implementation of the city-wide Parenting Strategy, including the delivery of parenting programmes

5c) Some indicators we will use to help us measure success:

Emotional health of children; services for disabled children; obesity among primary school children; assessments for children in social care; stability of placements for looked after children; child protection cases; hospital admissions caused by unintentional and deliberate injuries to children and young people; education attainment and progression rates at all stages for all children and specific groups including ethnicity and special educational need; absence rates from schools; participation in positive activities; under 18 conception rate; proportion of children in poverty; 16-18 year olds not in employment, education or training; care leavers in suitable accommodation; care leavers in employment, education or training; mode of travel to school.

5d) Opportunities and challenges of growth

Children and young people will need to develop the right skills if they are to benefit from the new career and employment opportunities provided by the growth of the city. Future housing growth should meet the needs of the city's young people and of Coventry's families, with affordable housing of the right size and of high quality.

A growing city will need to meet educational needs with new schools to meet demand where necessary – Building Schools for the Future is critical to this. The City's growth needs to include the right type of open spaces and facilities for children and families to socialise, for children to play and to get involved in physical activity and sport.

5e) Equality of opportunity, community cohesion and neighbourhoods

Ensuring that all children can achieve their potential requires continued effort. We need to ensure that early interventions are made for children experiencing disadvantage. These groups will include disabled children, those from certain ethnic and cultural groups and looked after children. Access to facilities and activities can be limited by the ability to pay and travel. We also need to provide targeted support to parents and families.

Children and young people are crucial to developing a cohesive Coventry and it is important to develop mutual understanding and to bring young people together through enjoyable experiences such as culture, play and sporting events. Support for children and newly arrived families in the city will be important to facilitate integration and help children settle in to school.

Local communities and neighbourhoods are really important to children and young people and it is important to encourage them to become involved in local activities and neighbourhood planning. In order to do this effectively, we must continue to recognise that some children and young people have particular needs and can make a positive contribution – such as disabled young people and looked after children.

5f) Climate Change

Coventry's children and young people are going to be affected by future climate change more than any other people in Coventry and we know that they are very interested in this issue. They can play a role within their families and communities in developing understanding about the issues and take part in addressing it. Schools have a key role to play in developing understanding about changing behaviour to reduce carbon footprints. Reducing travel to school by car and encouraging cycling and walking would have a positive impact on the environment and on children's health.

5g) Some key strategies

Coventry Children and Young People's Plan

Coventry Parenting Strategy

Accessible Services Action Plan

Coventry Cultural Strategy

Coventry Play Strategy

Building Schools for the Future

Primary Capital Programme

Neighbourhood Plans

5h) Some key organisations and partnerships

Children and Young People's Partnership

Parents' Network (including the Young Parents' Network)

Coventry Youth Council

Coventry Partnership Theme Groups and Partnership Boards

Coventry's schools, FE colleges and Universities

Coventry City Council; Learning and Skills Council; Connexions; Schools' Forum; Excellence Clusters

Coventry Ethnic Minority Action Partnership - CEMAP

Range of community and voluntary organisations and young people's groups

5i) Involvement of local organisations, communities, families and individuals

Children and young people and their families can become involved in the development and design of services and in local consultation exercises

Children and young people can take up volunteering and community activities

Individuals can become involved in mentoring schemes and act as learning partners, volunteering to take part in a range of community activity including sports and other cultural activities; and become school governors

Businesses can provide support to local schools including offering work experience to Coventry students and encouraging volunteers e.g. reading partners

6. Housing

A good choice of housing to meet the needs and aspirations of the people of Coventry...

- 6.1 This theme aims to ensure that Coventry people's future housing needs will be met by the development of new homes and through the improvement to Coventry's existing housing stock.
- 6.2 To meet people's current and future needs Coventry needs to have more housing and of different types of tenure and size including the provision of affordable housing. As well as improving the overall standard of housing in Coventry it will also be important to meet the specific needs of local people including people from vulnerable groups. It will be important to increase the provision of suitable housing and housing related services to people requiring care and support.

Where are we now?

- 6.3 Coventry has 129,500 households with an average size of 2.5 people. Couples and families represent the largest proportion of households (49%), however one-person households amount to near one third of the total (31%). Two thirds of the people who work in Coventry also live in the city, with the remaining third commuting from elsewhere. Of those commuting into the city the majority come from neighbouring areas such as Nuneaton/Bedworth, Warwick District, Rugby and Solihull.
- 6.4 The level of owner-occupied properties in the city is in line with the national average, at 70%. There are about 4,225 vacant properties in the city (April 2007 figures), and the majority of them are privately owned. Approximately 50% of Coventry's current dwelling stock was built before 1944, 25% between 1945-1964 and only 11% after 1980. Car ownership in Coventry is lower than the national average, with one third of households with no car.
- 6.5 Compared to national averages, the percentage of dwellings within the lower council tax bands in Coventry is rather high: 42% of the dwellings are in band "A" and 30% in band "B" (compared to 26% and 19% for England). Only 3% of the total housing stock is within the top three council tax bands (as opposed to national average of 10%).
- 6.7 The Coventry Housing Demand Study (2005) showed that there is a need for a better mix of housing types and tenures to help make Coventry a more attractive place for people to remain in or move to. In particular there is a need to provide for:
- higher income /aspirational consumers seeking larger houses in desirable locations
 - lower income consumers unable to buy or rent on the private market and requiring access to a diverse range of affordable housing with good quality environments.
- 6.8 The Coventry's Older People's Housing Survey (2006) identified that over a quarter of older people would want to downsize to owner occupied or rented accommodation if the choice of accommodation, quality and location was available.

- 6.9 It is a national priority to make all council and housing association properties decent by 2010. It is also a national priority to improve the quality of private sector housing that is occupied by vulnerable people and families (particularly those with children) – the target is that 70% of such housing should be of a decent standard by 2010. In basic terms the definition of a decent home is that it should be warm, weatherproof and have reasonably modern facilities. In 2000 all local authority housing stock was transferred to Whitefriars Housing Group, meaning that responsibility for ensuring that all social housing meets the decent homes target now falls with housing associations in the city. However the council has a duty to ensure that the private sector target is met.
- 6.10 The proportion of decent homes in social housing increased from 74% in 2005 to 93.5% in 2007, and it is projected that 100% of Coventry social rented stock will meet the Decent Homes Standard by 2010. However the challenge will be tackling non-decent homes in the private sector, particularly in terms of tracking properties.
- 6.11 Another priority is to ensure that housing is more suited to people's needs and aspirations with a better mix of housing (type and tenure) in all neighbourhoods. Sixty per cent of Coventry's housing stock is pre-1964 and suited to a past, predominantly industrial, local economy. With house price increases, a rising number of households on lower and average incomes are finding it difficult to gain access to good quality, affordable housing.
- 6.12 The Affordable Housing Supplementary Planning Guidance aims to provide direction to private developers on the requirement for affordable housing on developments over 15 units. In most circumstances the requirement for affordable housing is 25% per development. This enables the council to maximise the supply of new affordable homes in the city, and to work towards creating a balanced social and economic community by creating a mix of housing, which will meet a variety of accommodation needs.
- 6.13 Coventry is ahead of schedule to meet the Government target to save 30% of energy consumption in the domestic sector by 2011.

What do we need to tackle?

- 6.14 National government housing policy requires considerable additional provision of new dwellings in England to meet the increased demand for housing. The West Midlands Regional Spatial Strategy is adopted by government as part of national planning guidance and sets the framework for local spatial planning, including the number of new dwellings that the government says that Coventry and other parts of the West Midlands must plan for locally.
- 6.15 Regional policy emphasises the need for urban renaissance to increase prosperity and quality of life in the major urban areas – including Coventry. The current Phase 2 review of the West Midlands Regional Spatial Strategy must meet the government requirements to deliver increased housing growth in the region and includes revised figures from the government for the provision of new dwellings in the West Midlands up until 2026. The majority of these dwellings are expected to be for single households. The West Midlands Spatial Strategy Phase 2 Review currently proposes that Coventry should plan for a net increase of 33,500 dwellings by 2026 to meet central government requirements for additional housing in the

region but this figure is still under review and is subject to further change by central government and to formal planning inquiry.

- 6.16 Coventry has been identified as a "New Growth Point" under a government initiative to increase the number of dwellings being built in England and aims to see 9,000 new dwellings built in Coventry over ten years subject to regional and local planning policy. This number will be included in any new overall housing figures for 2026. The council is working with central government to plan for sustainable development of the necessary infrastructure and to ensure that employment and environmental concerns are addressed.
- 6.17 We, therefore, need to provide more housing in the city to meet future levels of demand for housing of all types and tenure. We need to provide aspirational housing in desirable locations and to provide a diverse range of affordable housing with good quality environments and provide housing pathways for Coventry people. We will need to achieve a balance of housing type to produce mixed developments and communities. This will require the identification of land for building more homes to meet the growth targets. We will need to work closely with our neighbouring local authorities to deliver sustainable housing growth.
- 6.18 New housing should be sustainable and carbon neutral and developments should be planned to reduce the need for commuting. They should be of high-quality design within a good quality local environment to improve the quality of life in Coventry's local neighbourhoods. To support the policy of promoting independence and maintaining people in their own homes we need to ensure that new developments are built to lifetime standards to accommodate different and changing needs.
- 6.19 We also need to improve the existing housing stock in Coventry to meet the decent homes standard and to improve the energy efficiency of existing housing stock. The least energy-efficient housing is often home to the most vulnerable people and fuel poverty has a real impact on people's lives and health, particularly of older people.

Theme 6 – A good choice of housing to meet the needs and the aspirations of the people of Coventry

6a) Long-term outcomes

- Housing in Coventry will be more suited to people’s needs and aspirations with a better mix of the type and tenure of housing in neighbourhoods
- The quality of the existing housing stock in Coventry will improve and it will be more energy efficient
- All new build housing stock will be carbon neutral
- New housing developments will be ‘climate-proofed’ - contributing towards reducing the carbon foot-print of the city and adapted to cope with the ill-effects of climate change

6b) Short-term priorities

- Planning to achieve a balance of housing type – mixed developments / communities
- Ensuring the planned growth of the city’s housing stock contributes towards sustainability, meets future housing targets and provides affordable homes for local people
- Improving the existing housing stock to meet the decent homes standard so that better housing contributes to people’s health and well being
- Improving the energy efficiency of existing stock, especially in the private sector
- Tackling homelessness in the city to keep levels to an absolute minimum

6c) Some indicators we will use to help us measure success:

Net additional homes provided; number of affordable homes delivered; processing of planning applications; supply of ready to develop housing sites; changes in housing benefit/council tax benefits; time taken to process housing benefit/council tax benefits; tackling fuel poverty – people receiving income based benefits living in homes with a low energy efficiency rating; adults with learning disabilities in settled accommodation; care leavers in suitable accommodation; adults in contact with secondary mental health services in settled accommodation; young offenders and offenders under probation living in settled and suitable accommodation

6d) Opportunities and Challenges of Growth

Growth should provide an increased number and type of housing to meet the needs and aspirations of local people and their families and attract people to live and work in the city. The growth should also provide high quality, well designed housing which enhances neighbourhoods and the personal well-being of residents. This includes the opportunity to design out crime and ensure new developments contribute to residents feeling safe and secure. Housing growth must be complemented by jobs growth and the associated infrastructure developed to reduce commuting and minimise congestion.

We recognise that we also need to focus on enhancing the quality and sustainability of existing housing and existing neighbourhoods as well as on the provision of new housing as at least 75% of the homes that are likely to be present in 2026 exist now.

Theme 6 – A good choice of housing to meet the needs and the aspirations of the people of Coventry

6f) Climate Change

Housing design and improvements to existing stock to make Coventry homes more energy efficient will have a positive impact on the city's carbon footprint - 42% of the city's carbon emissions come from homes. We must plan to minimise any potential negative effects of housing growth upon Coventry's environment including reducing journeys to school, employment and leisure opportunities. New developments should be designed to cope with the ill-effects of climate change, including hotter temperatures and more extreme weather events such as storms and flooding.

6g) Some key strategies

Coventry Housing Strategies
 Coventry Local Development Framework
 Coventry Growth Point Development Plan
 West Midlands Regional Spatial Strategy and West Midlands Regional Housing Strategy
 Coventry City Council Housing Statement
 Five Year Strategy for Supporting People in Coventry
 Coventry Older People's Strategy
 Coventry City Council Corporate Plan and Cabinet Members Community Services; Climate Change, Housing and Sustainability; Neighbourhoods and Community Safety Strategic Plans
 Neighbourhood Plans

6h) Some key local organisations and partnerships

Coventry Partnership Theme Groups and Partnership Boards
 Coventry City Council
 Coventry Warwickshire and Solihull Forum (of local authorities)
 Registered Social Landlords
 Housing developers, private landlords
 Community and voluntary groups (including residents and tenants associations)

6h) Involvement of local organisations, communities, families and individuals

Individuals can be good neighbours, join residents' associations and tenants' associations and welcome new arrivals to their neighbourhoods.

Better insulation of private housing will contribute to a reduction in Coventry's carbon footprint.

Residents' associations can be involved in developing local parking schemes and improving the local neighbourhood.

Local people and communities can get involved in the development of the Coventry Development Framework and the development of planning policy.

Individuals and families can maintain their homes and gardens to a high standard, installing energy efficient measures such as good insulation.

7. Transport

Making places and services easily accessible for Coventry people...

- 7.1 This theme aims to make Coventry a city where it is easy and enjoyable to get around. The theme will not only cover transport provision and the improvement of the quality of local public transport, but also look to reduce the need for travel by making sure that future development is planned to make employment opportunities, services and facilities convenient to access. This should aim to reduce the use of cars and encourage people to cycle and walk.

Where are we now?

- 7.2 Increasing levels of car ownership have resulted in ever increasing levels of car usage. The Coventry Partnership Household Survey indicates that those living outside of priority neighbourhoods are almost twice more likely to travel to work or take their children to school by car than those living in priority neighbourhoods, where there are lower levels of car ownership.
- 7.3 **Commuting** - in 2001 66% of the total people who have jobs in Coventry live in the city and 34% commuted in from elsewhere. Of the total number of people employed who live in the city, 76% work in the city and 24% commute out. Overall there was a net inflow of workers of 13%.
- 7.4 Most of the commuting into and out of the city is between Coventry and neighbouring districts in Warwickshire. Of the people commuting into the city: 25% come from Nuneaton/Bedworth, 16% from Warwick, 11% from Rugby, 7% from Solihull, 6% from Birmingham and 4% each from Stratford, Hinckley and North Warwickshire. Of those Coventry people commuting out of the city, 23% went to Warwick, 15% to Rugby, 13% to Nuneaton / Bedworth, 12% to Birmingham, 7% to Solihull and 3% to Stratford.
- 7.5 **Modes of transport** - the total travel by road mileage is increasing in Coventry and is set to rise by a further 6% by 2011. The number of trips by **public transport** has continually fallen between 1994 and 2003, however this trend was reversed in 2005 when the proportion of people travelling into Coventry by bus increased from 18% to 19%. Bus satisfaction and punctuality has remained similar over the same period. A significant investment of £42million has been made on Prime Lines bus routes across Coventry and it is believed that this will assist in further increasing the number of trips by public transport.
- 7.6 The overall proportion of people **cycling** into the city centre in the morning period has reduced by 24% from 560 in 2001 to 425 in 2007 in contrast the number of people walking into the city centre on a typical week day has risen by 21% from 10,385 pedestrian trips in 2001 to 12,609 trips in 2007. It is hoped that further improvements to walking and cycling routes, such as Hill Street pedestrian and cycle-bridge will help boost levels of walking and cycling.
- 7.7 **Road safety** - perceptions about road danger are increasing and this is leading to greater car usage, particularly when taking children to school. This perception is at odds with road traffic

accident statistics, which show that the number of accidents involving children and adults has dropped significantly since the introduction of local safety schemes in 2001. The main reason that people give for choosing not to cycle is a lack of cycle lanes along busy roads.

- 7.8 **Bus safety** - similarly perceptions about safety of public transport have worsened, yet the number of reported crimes within 10 metres of a bus stop, at bus stations and on buses has constantly fallen between 2001 and 2005. Consequently a local pilot is taking place to experiment with police beats on buses to provide passengers with reassurance about their safety and to tackle anti-social behaviour.

What do we need to tackle?

- 7.9 We need to plan to make places and services, including schools and employment more locally accessible and reduce the need to travel both for residents and commuters. We need to reduce car use and encourage people to travel by public transport, walk or cycle, particularly during peak periods to reduce congestion and reduce emissions. In planning better accessibility, we need to recognise the changing patterns and locations of employment in the city, ensuring that transport meets these changing demands.
- 7.10 We will need to ensure that Coventry's transport system, especially public transport, is able to cope with the planned growth of the city and we will want to maintain the low rates of road-traffic accidents and improve perceptions about the safety of travelling by bus, bicycle or on foot.
- 7.11 We will need to work regionally and sub regionally with other West Midlands Metropolitan Councils and with bus operators, to improve public transport. We need to improve the quality of Coventry's local bus and rail services, including park and ride facilities and to tackle road congestion. This will include the development of the north/south corridor between Leamington-Coventry-Nuneaton.
- 7.12 We need to maximise the use of our available road space and give priority to public transport in peak times and make it easier for people to access and use bus services through better information, on-line websites, pricing options and the use of smart cards.
- 7.13 We also need to share good practice about how to increase the use of sustainable travel, including car sharing and green travel planning and encourage more Coventry people and organisations, including schools and businesses, to do this.

Theme 7 – Making places and services easily accessible for Coventry people

7a) Long-term outcomes

- The need for travel will have reduced as developments for learning and leisure, health services and shops and employment will have been positioned in convenient places.
- The quality of Coventry's local public transport services will have further improved and people will be more likely to travel in ways that are less damaging to the environment.

7b) Short-term priorities

- Plan to make services, including schools, employment, culture and leisure opportunities more locally accessible and to reduce the need to travel (residents and commuters)
- Reduce car use and encourage people to travel by public transport, on foot and by bicycle, particularly during peak periods
- Ensure that the transport infrastructure, and especially public transport, is able to cope with planned growth in the city
- Improve perceptions about safety of travelling by public transport, by bicycle or on foot and maintain the city's low rates of road traffic accidents
- Reduce CO2 emissions due to transport

7c) Some indicators we will use to help us measure success:

Congestion average journey time per mile during peak hours; principal and non-principal road maintenance; access to services and facilities by public transport, walking and cycling; working age people with access to employment by public transport; local bus journeys starting in Coventry; bus services running on time; children travelling to school - by mode of travel; air quality

7d) Opportunities and challenges of growth

Developing the transport infrastructure will be critical to ensuring that growth benefits local people and that negative impacts of growth of more people living and working in Coventry are minimised. As well as planning the infrastructure of roads; footways and cycle paths, we need to plan the location of housing; employment, schools, shops and leisure facilities to minimise the need for Coventry people to travel, including reducing commuting to work; and to encourage people to use more sustainable forms of travel - including walking and cycling. Good road and rail and air transport communications are very important for Coventry's businesses and we need to reduce congestion. The development of the city provides an opportunity to ensure that road signage is up to date, accurate and attractive.

7e) Equality of Opportunity; Community Cohesion and Neighbourhoods

People living in Coventry's non-priority neighbourhoods are more likely to own and travel by car – car parking, particularly in the central and older areas of the city is often a problem. We need to ensure that good, affordable transport is available to Coventry people without cars to support social inclusion and provide equality of access to employment opportunities and local facilities and services – including those living in priority areas. It is important to continue to make public transport more accessible to disabled people and others with specific needs. Transport has been identified as a very important issue for Coventry's older people and is an important factor in maintaining independence – it needs to be good quality, feel safe and be responsive to demand.

Theme 7 – Making places and services easily accessible for Coventry people

7f) Climate Change

Transport currently makes up some 28% of Coventry's carbon emissions and contributes to poor air quality in parts of the city. Good future planning and the improvement of public transport and the local environment will encourage people to walk and cycle. We need to encourage children and young people to walk or cycle to school as this will have a positive impact on health as well as reducing carbon emissions. Local people can also be encouraged to invest in green modes of travel such as electric cars. People's health will improve as a result of better air quality.

7g) Some key strategies

West Midlands Local Travel Plan
 Coventry Local Development Framework
 Coventry City Council Corporate Plan and Cabinet Members City Development; Culture Leisure and Libraries Strategic Plan
 Climate Change Strategy
 Coventry's Older People's Strategy
 Children and Young People's Plan
 Coventry Cultural Strategy
 Neighbourhood Plans

7h) Some key local organisations and partnerships

West Midlands Passenger Transport Authority
 Centro and local bus and rail companies
 Coventry Partnership Theme Groups and Partnership Boards
 Passenger organisations
 Coventry City Council
 Employers and schools

7h) Involvement of local organisations, communities, families and individuals

Employers and schools can develop green travel plans to encourage more sustainable forms of travelling.

Individuals and families can reduce their use of the car by car-sharing, using public transport, walking and cycling. Children can learn how to cycle safely by taking part in cycling proficiency courses. Families could consider investing in a more energy efficient vehicle, or even an electric car.

Local people and communities can be involved in local transport planning and design through passenger organisations and consultation on local traffic and public transport schemes.

Local people can become volunteer drivers and travel buddies, particularly for older people and those with specific needs.

8. Culture, Sport and Physical Activity

A creative, active and vibrant Coventry...

- 8.1 This theme covers the broad spectrum of culture, sport and physical activity as participation and enjoyment of these activities form an essential part of the quality of life for the people of Coventry. In addition, culture, sport and physical activities make an important contribution to the other themes of this Sustainable Community Strategy.
- 8.2 The culture and leisure sector provides increasing numbers of jobs and training opportunities in Coventry. The associated businesses, in media, arts, sports and leisure, contribute to the city's productivity and prosperity. In addition, sporting and cultural activities such as the International Children's Games and the productions and events at our larger venues such as Warwick Arts Centre; the Belgrade Theatre and the Ricoh Arena improve the image of Coventry.
- 8.3 Cultural and sporting activities that people take part in across Coventry, often in local neighbourhoods, play an important part in improving health and well-being and, by bringing people together from different backgrounds, are key to developing a cohesive Coventry.

Where are we now?

- 8.4 **Economic development** - Coventry is in the middle of £8 billion of city-wide regeneration and the city's cultural sector, in terms of its people, facilities and activities, is able to make an increased contribution to Coventry's development and the quality of life of its citizens. Cultural provision has grown substantially in recent times and now includes the Ricoh Arena, major developments at the Belgrade Theatre and the Herbert Museum and Art Gallery and a host of festivals and events including the Godiva Festival and the Jazz Festival. The city centre management company CV One plays an important role in managing/promoting the city centre.
- 8.5 The development of a range of leisure opportunities, including clubs, pubs and restaurants, is critical to the development of a vibrant evening economy and will continue to make an important contribution to the wider local economy.
- 8.6 **Image of Coventry** - during recent consultation on the Coventry Cultural Strategy it has become apparent that Coventry is associated with an outdated, industrial, manufacturing image, yet also viewed as a relatively harmonious place which welcomed incomers throughout history and local people have a positive attitude towards the city's increasingly diverse community.

Perceived weaknesses include:

- The city centre, particularly facilities provided in the evenings and its ability to attract businesses
- A need to promote the city as a sub-regional centre, competing with Birmingham/NEC
- A limited understanding about the range of cultural activities and opportunities available.

- 8.7 **Use of facilities** - Coventry people and visitors make over 2 million visits to libraries, 1.7 million visits to sports centres and golf courses and nearly 300,000 visits to the Transport Museum each year. Compared to other areas Coventry people frequently use local museums and libraries and a high number of school children are involved in group visits.
- 8.8 Some weaknesses in Coventry's facilities have been identified, including:
- Coventry Sports Centre is in need of renewal
 - voluntary sports club provision needs revitalising
 - much of the heritage of the city is playing too limited a role for local people and visitors
 - accessibility of university and school based facilities and activities needs reviewing
 - there are gaps in provision of spaces for arts and heritage activities / groups
 - some neighbourhoods have limited community and sports provision.

What do we need to tackle?

- 8.9 Work on the development of the *Coventry Cultural Strategy* has identified five key areas that we need to address to maximise the benefits from cultural activity in Coventry and to improve the quality of life of Coventry people.
- 8.10 We need to develop the new "*Creative Coventry*" and encourage the development of creative and innovative businesses already here in Coventry and to attract new businesses and creative people to help the local economy thrive. We need to raise Coventry's cultural and sporting profile with local communities and visitors and promote the city as a place to live, work, visit or to do business.
- 8.11 It will be important to connect Coventry's culture with our diverse local neighbourhoods and to increase chances for Coventry people to participate, volunteer and take up employment opportunities and to enjoy a wide range of cultural, sporting and physical activities. We should celebrate and showcase local and diverse cultural expression and through this develop civic and local pride.
- 8.12 We need to make Coventry city centre a vibrant centre of culture so it becomes a more attractive place and projects a positive image of Coventry's diverse communities and innovative culture. Events and festivals can play an important part in this.
- 8.13 Culture, sports and leisure activities should be designed to contribute to social inclusion and improving well being of local people. We need to ensure that activities offer opportunities and enjoyment to all Coventry people including disabled people, children and young people, older people and those on low incomes. Sports and physical activity is key to improved physical and mental health and is very important in tackling obesity.
- 8.14 By engaging with and involving local people, the wider cultural sector can contribute to community safety, increasing feelings of security and integration. By bringing people from different backgrounds together through shared experiences, such as cultural and sporting activity, we can increase community cohesion, and build a greater recognition of the different cultural backgrounds that make up the city.

Theme 8 – A creative, active and vibrant Coventry

8a) Long-term outcomes

- Coventry will have a strong, positive image and will be seen as a more attractive, vibrant and creative city where people want to visit, live, work, learn and do business
- Coventry will offer distinctive and high quality cultural activities and enjoy a reputation for this
- Local people will be proud of the city's cultural activities
- The city will gain economic benefit from its cultural industry
- More Coventry people from all communities will be participating and enjoying cultural, leisure and sporting activities

8b) Short-term priorities

- Raise Coventry's profile with communities and visitors
- Develop local cultural and creative industries
- Make the city centre a vibrant cultural centre and connect the city's culture to local neighbourhoods
- Increase participation and volunteering in cultural, sports and physical activities
- Improve equality of access to culture and leisure opportunities and contribute to community cohesion in the city
- Develop a distinctive programme for the 2012 Cultural Olympiad linked to the 50th anniversary of the Cathedral in which Coventry can build on its status as a Centre of Peace and Reconciliation

8c) Indicators we could use to help us measure success:

Participation rates in sport for children and adults, use of public libraries; visits to museums or galleries; engagement in the arts; number of new cultural and creative businesses, perception rates about the city locally and nationally

8d) Opportunities and challenges of growth

Improving the city centre and cultural offer will improve the profile of Coventry and enhance its attractiveness attracting businesses, visitors and shoppers. Growth of the city should enrich the cultural base of the city and increase the opportunities for cultural businesses and create employment and prosperity. As the city grows and changes, its distinct heritage should be valued and reflected. We will need to develop existing and new cultural and sporting facilities and access to them to meet the needs of the growing population and to plan for parks and open spaces to encourage physical activities. These facilities will include local schools, community centres, libraries and sports centres to provide good quality facilities for opportunities for learning and personal and social development as well as health and fitness. Improvements to Coventry's cultural and leisure facilities will help enhance the general health and wellbeing of local people and support community cohesion.

Theme 8 – A creative, active and vibrant Coventry

8e) Equality of opportunity, community cohesion and neighbourhoods

We need to develop equality of access to cultural, leisure and sporting activities. By improving awareness of the Passport to Leisure, more families and individuals could benefit from cheaper or free activities. Increasing the participation of older people in cultural, leisure and sports activities promotes independence. All children and families could benefit from greater involvement in sports to promote health and well-being, particularly those children from black and ethnic minority communities and those children who are looked after (as their current involvement is shown to be less than that of other groups of children).

Good transport links are needed to help people access leisure and cultural facilities. The targeted provision of cultural and sporting activities leads to better social engagement for disaffected young people and is an important part of improving community safety and providing positive activities for young people.

Cultural and sporting activity along with events and festivals is one of the most important ways of bringing people from different backgrounds together and developing shared understanding and common values - especially young people. Such activities can also help bridge the gap between older and young generations of local people. Activities need to be planned to celebrate diversity and maximise the benefits for community cohesion.

8f) Climate Change

Arts activities can provide powerful ways of promoting messages and understanding about how individuals can help to address climate change. New and existing facilities need to be "climate-proofed" to ensure that their carbon footprint is minimised and to ensure that buildings and landscapes can cope with the impacts of climate change such as flooding and higher temperatures and changes in social behaviour patterns such as an increased demand for outside facilities for longer in the year.

8g) Some key strategies

Cultural Strategy

Coventry Sports and Physical Activity Strategy

Play Strategy

Children and Young People's Plan

Children's Obesity Strategy

Coventry City Council Corporate Plan and Cabinet Member Culture, Leisure and Libraries Strategic Plan

Coventry Older People's Strategy

Coventry Community Safety Strategy

8h) Some key local organisations and partnerships

Coventry Cultural Partnership; the Coventry Partnership and Partnership Boards

Coventry City Council

CV One

Local businesses and retailers

Universities, colleges and schools

Cultural venues and companies

Creative industry - including media; leisure outlets and individual artists and performers

Sport England

The Arts Council

English Heritage

Sports venues and local sports groups; clubs and teams

Community groups and community arts projects; drama groups

8i) Involvement of local organisations, communities, families and individuals

Families and individuals can join a wide-range of community-based cultural and sporting activities, take up volunteering opportunities and organise activities. Families can actively participate in city and neighbourhood events and support local facilities through regular use.

Community-based sports and arts groups provide experience and activities for local people and can bring people from across the city together.

Local companies can provide sponsorship for arts and sports activities and provide use of high quality facilities.

The city's universities can encourage more local people to use on-site entertainment and cultural facilities, such as the Warwick Arts Centre.

Businesses, local organisations and all local people can promote a positive image of Coventry and build civic pride.

9. Equality of opportunity and involved, cohesive communities and neighbourhoods

A more equal Coventry with cohesive communities and neighbourhoods...

- 9.1 This is the first of the two underpinning themes of the Sustainable Community Strategy. It is fundamental to the success of the overall strategy which aims to ensure that future growth is used to transform the city and benefit local people by improving quality of life, raising aspirations and narrowing the gap in the city.
- 9.2 Better equality of opportunity in Coventry will be achieved through meeting local people's needs through all the other themes, ensuring that these focus on specific actions to meet the needs of all Coventry's communities and removing the barriers that Coventry people face that prevent them achieving their full potential.
- 9.3 This theme aims to ensure that Coventry becomes a more cohesive city, a place where:
- There is a sense of belonging and involvement for all Coventry's communities
 - The diversity of Coventry people's backgrounds and circumstances is appreciated and positively valued
 - People from different backgrounds have similar life opportunities
 - There are strong and positive relationships between people from different backgrounds.
- 9.4 The theme also focuses on ensuring that Coventry's diverse communities and neighbourhoods are vibrant and successful with local people and communities involved with the way that local needs are met and in their future development.

Where are we now?

- 9.5 Coventry is ethnically diverse, with some 22% of its inhabitants coming from minority ethnic communities compared to 13% for England as a whole. About a quarter of the children in Coventry's schools are from minority ethnic backgrounds. Asian and Asian British communities together make up 11.3% of the city's population of whom 8.0% have an Indian background. The next largest minority group is made up of people with a White Irish background who make up 3.5% of the population. Coventry's population with a Black or Black British background is 1.8% - slightly lower than the English average of 2.3%.
- 9.6 There are over 100 languages spoken in Coventry and a variety of faith communities - these include 65% who identify themselves as Christian, 4.6% Sikh, 3.9% Muslim and 2.6% Hindu. More than 15% of Coventry's population say that they follow no religion.
- 9.7 Newer communities that have settled in Coventry in the last ten years include Somalian, Kurdish, Afghani and Iraqi groups. Like other areas of the UK, Coventry has recently been experiencing higher levels of migration from within the European Union with a higher level of "population churn" with people moving into the city for short periods of time. This short-term movement is difficult to measure using traditional demographic statistical data and like many

cities, Coventry is undertaking further research to understand better the impact that population churn is having upon the city and the provision of services.

- 9.8 Levels of household income are rising in Coventry, the gap between average household income in the city and the UK average is closing and the gap between average income levels between priority neighbourhoods and the rest of the city is also narrowing. However there is significant contrast in the distribution of incomes across the city with the poorest households receiving under £14,639 pa compared to the richest earning over £78,575 (CACI 2007). A quarter of households within the city have incomes below £16,836 and a quarter of households have income above £41,047.
- 9.9 The gender pay gap for people who live in Coventry and work full time reflects the national picture with the average wages for women three quarters (76%) of that of men. However the gender pay gap for all people who work in the city is wider with women working full time only earning two thirds (67%) of that men.
- 9.10 Unemployment rates vary across the city from 0.8% in Wainbody to 7.7% in Foleshill (Job Seekers Allowance measure September 07). Worklessness rates (people of working age who are not in work and are claiming benefits) have been rising since 2004 with the rate of people claiming Job Seekers Allowance accounting for most of this increase. The number of people claiming Job Seekers Allowance is now starting to fall sharply as the city still undergoes a high rate of economic churning. In addition to this employment has increased across the whole city and there are fewer people in households with no-one in paid work.
- 9.11 Life expectancy in the city for women is increasing slowly but has fallen for men and the difference in life expectancy between the most affluent and disadvantaged remains high, with an overall gap in life expectancy of 5.1 years for men and 5.9 years for women between priority neighbourhoods and the rest of city.
- 9.12 There is a range of communities in Coventry that may experience disadvantage that do not necessarily have a geographical focus – these communities of interest include, ex-offenders, homeless people, looked after children and young people, older people experiencing isolation and poverty, people experiencing mental ill health, people from the most disadvantaged black and minority ethnic groups, people with physical or sensory impairment, people with learning disabilities, refugees and asylum seekers, teenage parents and their children, women and children experiencing domestic violence, young people not in education, employment or training.
- 9.13 For a city of its size and diversity, Coventry is comparatively well-integrated. Recent government research on segregation in cities measured unevenness in geographical distribution between different ethnic groups. This research shows that segregation between White and other ethnic communities in Coventry is low, particularly for a city with a high level of ethnic diversity, with an index of 0.4 compared to 0.72 for Blackburn and 0.58 for Birmingham.
- 9.14 Similar comparative data shows that, whilst there is a higher concentration of Black and Asian communities in Coventry's deprived areas, this is relatively low in comparison to many similar cities in England.

- 9.15 This relatively high level of integration may be reflected in the high perception levels of cohesion recorded by Coventry's annual quality of life survey. In 2006 93% of respondents in this survey agreed that people from different backgrounds got on well together, this figure was 90% in 2004. The percentage of respondents who agreed that residents respect differences between people from different backgrounds has also risen from 91% in 2004 to 94% in 2006.

Ways of working and Community Involvement

- 9.16 The Coventry Partnership has adopted a community cohesion protocol to ensure that the Partnership considers community cohesion and equality in all its strategies and activities.
- 9.17 In addition, the Coventry Partnership is committed to ensuring that local people and communities (including the business community) and public service users are involved in the development and evaluation of the strategies, plans and activities of the partnership and partner organisations. This involvement runs through the membership at all levels of the Partnership itself from the Board and Theme Groups and through its wider structure in the communities of interest Partnership Boards and the Community Empowerment Network.
- 9.18 Communities of Interest Partnership Boards are a formal part of the Coventry Partnership structure and inform the development of the Coventry Partnership's strategies and plans. The Boards are:
- Older People's Partnership
 - Children and Young People's Partnership
 - Physical and Sensory Impairment Partnership
 - Learning Disabilities Partnership
 - Mental Health Services Partnership Board.
- 9.19 The Coventry Community Empowerment Network - CEN brings together community based groups from across the city including both residents groups and community of interest groups. CEN representatives are members of the Coventry Partnership Board and Theme Groups and the wider network is involved in the development of strategies, plans and activities.
- 9.20 Coventry Voluntary Service Council (CVSC) is made up of a wide range of voluntary and community groups and members from the voluntary sector network are also on the Coventry Partnership Board and theme groups. CVSC is currently working closely with the Coventry Partnership to develop the Coventry Compact (a local agreement) with the voluntary sector and plays a key role in ensuring that voluntary sector is engaged with the Coventry Partnership.
- 9.21 The recently reformed Equalities and Community Cohesion Theme Group aims to bring many of these networks and organisations together to ensure that equality and community cohesion is delivered through all the Coventry Partnership's activity.
- 9.22 Neighbourhood Management is a council service that works with a range of partners, including the West Midlands Police. It links with the Coventry Partnership to promote neighbourhood working that enables joint service delivery at a local level and involves local

residents in developing better solutions and tackling local issues. Neighbourhood Management supports the development of sustainable and cohesive communities. There are three Neighbourhood Management Areas in the city, each with its own area management group. The Your Neighbourhood Matters programme is developing ways of working between local communities and public service providers to improve local services. Neighbourhood Management is currently working to create a framework for Coventry City Council's relationship with community associations that will dovetail with a review of community centres and work to support new community groups.

- 9.23 Building on this work the Coventry Partnership has started to develop a formal Community Engagement Strategy with the City Council to meet the requirements of the Local Government and Public Involvement in Health Act. The Act also replaces the current arrangements in place for community involvement in the health sector with LINKs networks – one of which will be commissioned within the city.

What do we need to do?

- 9.24 Most of the activities to achieve the aims of this theme need to be identified and delivered through the priorities and programmes of activity set out under the previous themes – this is why it has been described as an underpinning theme.

However, this theme will ensure that the wider issues of equalities, cohesion and neighbourhoods are considered together and, in particular, that community engagement and involvement is promoted and is effective.

Theme 9 – A more equal Coventry with cohesive communities and neighbourhoods...

9a) Long-term outcomes

- Coventry will be a more inclusive and cohesive city and people will feel able to influence the quality of services and be involved
- There will be more equal opportunities for people from different backgrounds in Coventry
- People will have seen improvements to quality of life happen most quickly in priority neighbourhoods and communities

9b) Short-term priorities

- Improve community engagement and meet local and national government requirements to involve local communities in partnership working and decision making
- Ensure that equality of opportunity and community cohesion are embedded throughout Coventry's Sustainable Community Strategy and the Local Area Agreement
- Improve neighbourhood planning to involve local communities in addressing local issues and improve local service delivery
- Develop a better understanding of the changing demographics and future needs of people in Coventry, including the effects of migration into and out of the city on local communities and the delivery of services

9c) Some indicators we will use to help us measure success:

In addition to the wide range of equality indicators under other themes indicators could include perception measures about people getting on well together in their local area; people who feel they belong to their local area; people who feel they can influence decisions in their locality; levels of civic participation; participation in volunteering; environment for the third sector; fair treatment by local services; differences in satisfaction rates

9d) Opportunities and challenges of growth

We need to plan to ensure that the opportunities from sustainable growth benefit everyone in Coventry. We need to ensure the growth of the city improves the life chances and aspirations of the most disadvantaged people in Coventry of all ages and backgrounds and that the challenges of growth do not disproportionately affect the most disadvantaged communities.

Future planning needs to anticipate the differing needs of increasingly diverse communities and the aspirations of all Coventry people. We need to ensure that community cohesion is considered and promoted in the development of all the city's strategies and activities.

Neighbourhood Planning will help to address local issues within the context of the city's growth and the opportunities and challenges faced at a neighbourhood level and to promote equality.

9e) Equality of opportunity, community cohesion and neighbourhoods

We need to address equality of opportunity and the narrowing of the gap between the most disadvantaged communities and the rest of the city through each of the themes within this strategy and the plans and activities that will deliver it. We should ensure that the role and benefit of involving the voluntary and community sectors is sufficiently recognised in the development and implementation of this strategy. We must also ensure that local people, communities and service users are involved in the development, delivery and evaluation of this strategy and the plans that deliver it. We need to improve the engagement of faith communities in the city's development and improve their engagement in the Coventry Partnership.

Theme 9 – A more equal Coventry with cohesive communities and neighbourhoods...

9f) Climate Change

People living in Coventry's more affluent neighbourhoods are more likely to travel by car and plane and to travel further distances to work, to leisure activities and to shop. This means they have a higher carbon footprint. However, the most vulnerable communities are more likely to suffer from the negative effects of climate change and be least able to make adaptations (they are most likely to live in housing that is less easy to insulate, are most likely to be at risk from the effects on health and to be under or uninsured). The involvement of Coventry's people and all its communities is crucial to tackling climate change in the city.

9g) Some key strategies

Coventry Community Plan
 Local Development Framework
 Coventry City Council Equality Strategy and Community Cohesion Strategies
 Coventry City Council Corporate Plan, Cabinet Members, Finance Procurement and Value for Money and Neighbourhoods and Community Safety
 Coventry Advice Services Strategy
 Children and Young People's Plan
 Older People's Strategy
 Cultural Strategy
 Challenging and Reducing Hate Crime
 Neighbourhood Planning

9h) Some key local organisations and partnerships

Coventry Partnership Theme Groups and Partnership Boards
 Public sector organisations responsible for the delivery of local services
 Local businesses including the local media and Chamber of Commerce
 Coventry City Council; Neighbourhood Management Service
[Registered Social Landlords](#)
 Voluntary sector organisations including Coventry Voluntary Services Council
 Community organisations, faith groups and networks including Coventry Community Empowerment Network, Coventry Ethnic Minority Action Partnership and Coventry New Communities Forum.

9i) Involvement of local organisations, communities, families and individuals

People and communities can become more involved in the life of the Coventry and their neighbourhood in a wide range of ways; by volunteering, becoming involved in influencing policy and service delivery, through taking part in public consultation, voting, attending local ward forums, becoming a local councillor, ward forums, joining local community groups and the community networks, attending and getting involved in local events and festivals.

10. Making a Positive Environmental Contribution and Tackling Climate Change

Improving Coventry's environment and tackling climate change...

- 10.1 This is the second underpinning theme which aims to ensure that the Sustainable Community Strategy focuses on wider environmental sustainable issues across all themes and Coventry is tackling climate change.
- 10.2 This theme focuses on the things that we need to do in Coventry to have a positive impact on Coventry's environment. It considers how we can reduce or mitigate the negative impact activity in the city is having on climate change and to ensure that the city is prepared for the possible impacts of climate change. This theme aims to address the wider environmental issues that are not addressed in the plan's fourth theme which focuses on ensuring that Coventry's streets, neighbourhoods and parks are clean and enjoyable places to be.

Where are we now?

- 10.3 The Intergovernmental Panel on Climate Change and the Stern Review concluded that the need to take action now to limit climate change is imperative. Global impacts include global warming with reduction in the extent of polar ice caps, melting glaciers and warming of oceans. This is resulting in increasing rainfall and large-scale, long-term droughts, rising sea levels, and extreme weather including hurricanes and storms.
- 10.4 It is expected that climate change will cause more extreme weather conditions across Europe, including more very hot days, more intense downpours of rain and changes in storm patterns. A heatwave in 2003 resulted in an estimated 35,000 excess deaths across Europe. It is estimated that in the future there will be 2,800 heat related deaths in the UK each year.
- 10.5 Urban areas like Coventry will be particularly vulnerable. A lack of natural ventilation in buildings, insufficient green open space and blocks of tall buildings combine to exacerbate the heat island effect, which could clearly affect some areas of Coventry including the city centre and densely built-up neighbourhoods like Foleshill and Stoke.
- 10.6 Other climate change impacts on Coventry could include an increase in flooding and winter storm damage, pressure on drainage systems, habitat and species loss, summer water shortage and low stream flows, increased risk of subsidence in subsidence-prone areas, increasing thermal discomfort in buildings and health issues in summer.
- 10.7 Coventry City Council signed the Draft Nottingham Declaration on Climate Change in October 2006 and is currently consulting on a Draft Climate Change Strategy for Coventry. This sets out proposals for actions that will address the factors which cause climate change, and proposals for adaptations to deal with the consequences of climate change. The proposed actions being consulted upon aim to deliver the target to reduce carbon emissions in Coventry by 67% by 2050. One key vehicle for delivery will be through climate proofing of Coventry City Council policies and strategies, and those of partner organisations.

10.8 Generation of Coventry's greenhouse gas emissions for 2002-3 is split as follows:

- Housing 42%
- Transport 28%
- Industry/commerce 25%
- Local authority 3%
- Other public sector 2%

10.9 Coventry is ahead of schedule to meet the Government target to save 30% of energy consumption in the domestic sector by 2011.

10.10 The proportion of waste sent for recycling and composting during 2006/07 was 24.21%. This exceeded our own full year target of 23.72% (and is ahead of Coventry's nationally set statutory performance standard of 20% for 2007/08). This is a significant improvement on the previous year's 18.10% (when Coventry's statutory performance standard was 18%) and reflects the major investment in new kerbside collection facilities across the city. Coventry sent just 6.25% of its domestic waste to landfill in 2006/07, showing a small improvement on the previous year's 7.3%.

What do we need to do?

10.11 The key action to be taken is to reduce the carbon-dioxide emissions of Coventry. We also need to improve the air quality of the city. We will need to raise public awareness about climate change and motivate Coventry people as individuals and within organisations to choose more sustainable behaviours to reduce their impact on climate change.

10.12 We will need to promote energy efficiency, reduction of energy use and the use of sustainable energy sources and the micro-generation of energy. We will need to make the city's current housing stock more energy efficient and encourage people to use more sustainable forms of transport including walking and cycling.

10.13 We also need to reduce the amount of waste that is produced by Coventry and further increase the amount of waste that is re-used, recycled or composted. We will need to develop and implement a city and sub-regional sustainable waste strategy.

10.14 We will also need to plan to adapt Coventry to climate change. To do this we will need to better understand the likely impacts of climate change on Coventry, its infrastructure and people.

10.15 To address this, the planned growth of the city, including all new developments, will need to be climate-proofed to minimise emissions from buildings and transport and ensure that they are adapted to meet conditions from climate change, including providing habitats for wildlife.

Developing the theme

10.16 Many of the activities to achieve the aims of this theme need to be identified and delivered through the priorities and programmes of activity set out under the previous themes – this is why it has been described as an underpinning theme.

Theme 10 – Improving Coventry’s environment and tackling climate change...

10a) Long-term Outcomes

- Coventry’s carbon footprint will have reduced
- Coventry will be making more sustainable use of natural resources - less energy and water will be used, less waste and pollution will be produced, more waste will be recycled
- Coventry will be better prepared for the impacts of climate change

10b) Short-term priorities

- Reduce the carbon dioxide emissions produced by Coventry City Council and the wider community, supported by robust systems of measuring, managing and monitoring – learn from this and disseminate good practice across the Coventry Partnership
- Improve understanding and awareness among local people of how they can adopt more sustainable lifestyles through education, advice and support
- Proactively encourage individuals and organisations to adopt behaviours that will minimise their impact on climate change, and provide specific guidance to help them to do so
- “Climate-proof” Coventry’s key strategies and plans
- Develop and start to implement the city’s Climate Change Strategy
- Develop and start to implement the city’s Waste Strategy

10c) Some indicators we will use to help us measure success

In addition to the indicators identified under the other themes indicators could include: reduction of CO₂ from local authority operations; per capita level of CO₂ emissions; adapting to climate change; residual household waste per head; household waste recycled and composted; municipal land filled; level of air quality; improved biodiversity - active management of local sites

10d) Opportunities and challenges of growth

The future growth of the city needs to plan for climate change and ensure that sustainable growth is achieved. We should plan new developments of jobs and homes to minimise commuting and build low or zero carbon homes. We must provide healthy, attractive and safe environments (including parks and open spaces) that encourage people to adopt healthy, sustainable lifestyles and provide quality public transport and better facilities for walking and cycling to reduce the use of cars.

Mitigation against climate change needs to include landscape features that will absorb sudden peak flows in watercourses and flooding.

There are a number of business opportunities from developing a response to climate change and the application of new technologies including energy efficiency. Working with Coventry’s two universities we should look to encourage the development and application of new technological solutions, sustainable production methods and the business opportunities these might provide.

10e) Equality of opportunity, community cohesion and neighbourhoods

As explained in the Equality of Opportunity and Community Cohesion theme, vulnerable communities are likely to be most affected by the impact of climate change. High-density developments are most likely to be prone to a heat island effect. It will be important to involve local communities in addressing issues in their neighbourhoods and in developing local responses to tackle and adapt to climate change.

10f) Climate Change

not applicable

10g) Some key strategies

Coventry Climate Change strategy

Coventry Air Quality Action Plan

Local Development Framework

Green Space Strategy

Coventry City Council Corporate Plan; Cabinet Member Climate Change and Housing Strategic Plan

Coventry Economic Development Strategy

Coventry Waste Strategy

10h) Some key local organisations and partnerships

Coventry Partnership, Theme Groups and Partnership Boards

Environmental voluntary sector organisations including Wildlife Trusts

Community groups

Local businesses including retailers

Public sector organisations including hospitals

Universities, colleges and schools

Coventry City Council

Registered Social Landlords

Coventry and Solihull Waste Partnership

10i) Involvement of local organisations, communities, families and individuals

Everyone - local organisations; people and communities can learn more about climate change its implications and their own carbon footprint.

Local businesses and public sector organisations can consider more sustainable business processes and energy efficiency; retailers can review use of packaging and the associated waste.

Families and individuals can join local voluntary and community groups that work together to improve Coventry's environment and local neighbourhoods and encourage more sustainable lifestyles including re-using goods, recycling schemes, buying organic and locally produced products, shared transport schemes and creating wildlife habitats.

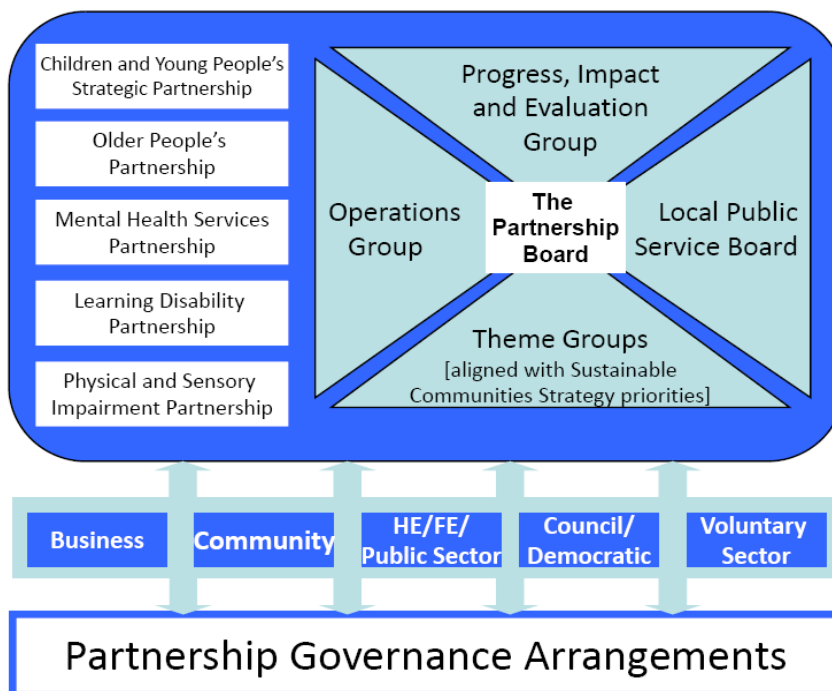
SECTION 3

Appendices

Appendix 1:

The Coventry Partnership Structure:

The Coventry Partnership – how it works



Theme Groups

Community Safety Partnership

Cultural Partnership

Environment

Equalities and Community Cohesion

Health and Wellbeing

Housing

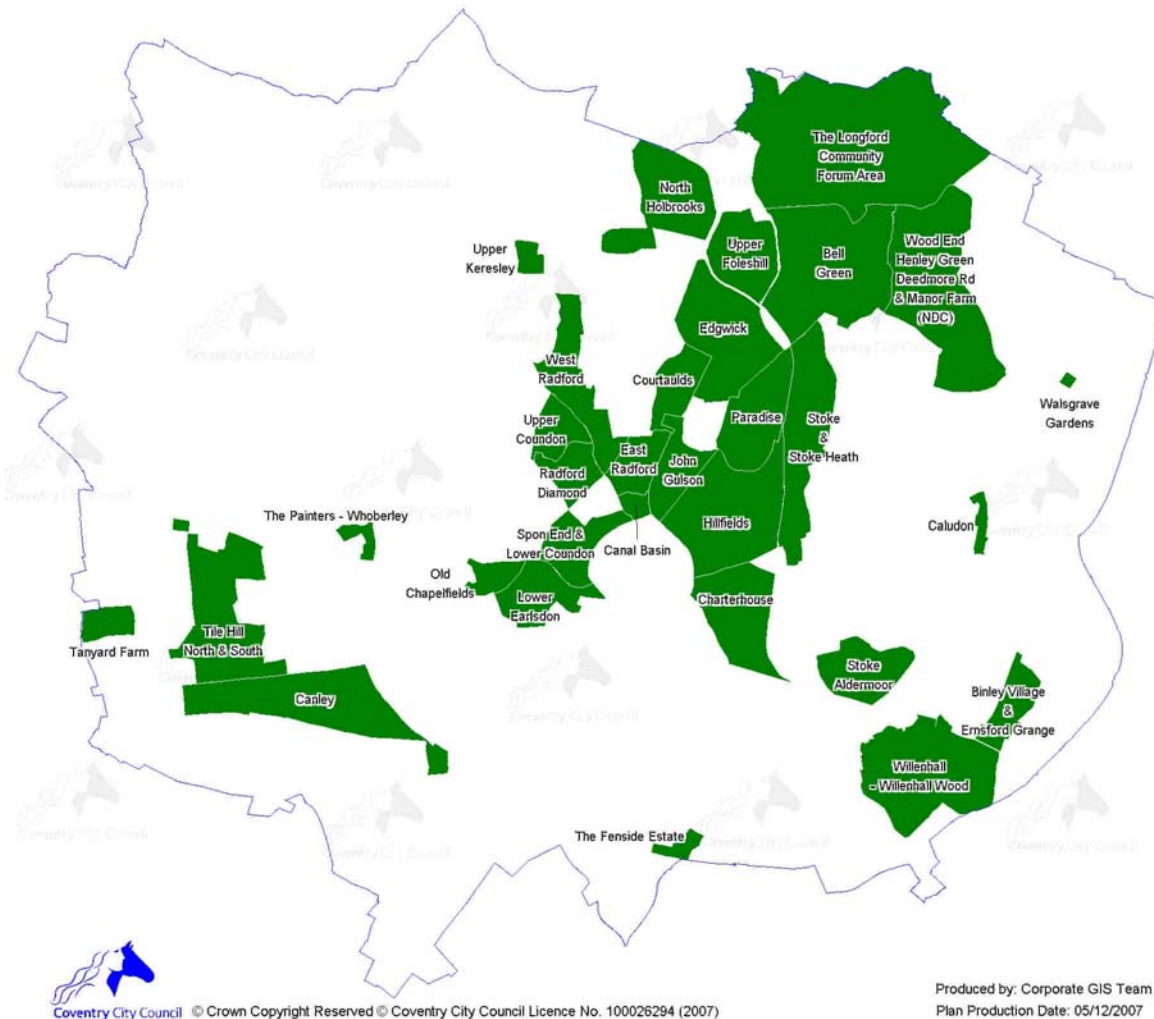
Learning, Skills and Employment

Transport

Appendix 2:

Map of Coventry's priority neighbourhoods and identification of communities of interest

The map below shows Coventry's priority neighbourhoods. There is evidence of multiple disadvantage in these areas.



There is a range of communities in Coventry that may experience disadvantage that do not necessarily have a geographical focus – these communities of interest include:

- Carers
- Ex-offenders
- Homeless people
- Looked after children and young people (children and young people in the care of social services)
- Older people experiencing isolation and poverty
- People experiencing mental ill health
- People from the most disadvantaged black and minority ethnic groups
- People with physical or sensory impairment
- People with learning disabilities
- Refugees and asylum seekers
- Teenage parents and their children
- Women and children experiencing domestic violence
- Young people not in education, employment or training

Proposed Set of Indicators for the Local Area Agreement for use with negotiations with central government (as 25 February 2008)

Theme	NIS Indicator number	Description
Economy, Learning, Skills and Employment	NI 171	VAT registration rate
	NI 152	Working age people on out of work benefits
	NI 117	16-18 year olds who are not in education training or employment (NEET)
	NI 79	Achievement of a Level 2 qualification by age 19
	NI 164	Working age population qualified to at least Level 3 or higher
Health, Well Being & Independence	NI 120	All-age cause of mortality rate
	NI 112	Under 18 conception rate
	NI 123	16+ current smoking rate
	NI 113	Prevalence of Chlamydia in under 20 year olds
	NI 136	People supported to live independently through social services (all ages)
	NI 130	Social care clients receiving Self Directed Support (Direct Payments and Individual Budgets)
	NI 56	Obesity in primary school age children
Community Safety	NI 16	Serious acquisitive crime rate
	NI 20	Assault with injury crime rate
	NI 32	Repeat incidents of domestic violence
	NI 24	Satisfaction with the way in which police and LA deal with ASB
	NI 40	Drug Users in effective treatment
	NI 111.	First time entrants to the Youth Justice system aged 10-17
	NI 19	Rate of proven re-offending by young
Cleaner Greener Streets and Open Spaces	NI 195	Improved street and environmental cleanliness (levels of graffiti, litter detritus and fly posting)
	NI 196	Improved street and environmental cleanliness – fly-tipping
Children and Young People	NI 51	Effectiveness of child and adolescent mental health (CAMHs) service

Children and Young People (continued)	NI 59	Initial assessments of children's social care carried out within 7 working days of referral
	NI 63	Stability of placements of looked after children: length of placement
	Plus sixteen Statutory Indicators: NI 72-75; NI 83; NI 87 and NI 92-101	<i>see list below table</i>
Housing	NI 154	Net additional homes provided
	NI 155	Number of affordable homes delivered (gross
Transport	NI 177	Local bus passenger journeys originating in the local authority area
	NI 198 –	Children travelling to school – mode of transport usually used
Culture, Sport & Physical Activity	NI 8	Adult participation in sport (health – measured through survey)
	NI 110	Young people's participation in positive activities
Environment & Tackling Climate Change	NI 186	Per capita CO2 emissions in the local authority area
	NI 191	Residual household waste
Other indicators being considered for inclusion at central government's request	NI 39	Alcohol harm related hospital admission rates
	NI 15	Serious violent crime
	NI 35	Building resilience to violent extremism
	NI 188	Adapting to climate change
	NI 4	% of people who feel they can influence decisions in their locality
	NI 167	Average journey time per mile during the morning peak per person

Mandatory Early Years and Education Indicators

- NI 72** Achievement of at least 78 points across the Early Years Foundation Stage with at least 6 in each of the scales in Personal Social and Emotional Development and Communication, Language and Literacy
- NI 73** Achievement at level 4 or above in both English and Maths at Key Stage 2 (Threshold)
- NI 74** Achievement at level 5 or above in both English and Maths at Key Stage 3 (Threshold)
- NI 75** Achievement of 5 or more A* -C grades at GCSE or equivalent including English and Maths (Threshold)
- NI 83** Achievement at level 5 or above in Science at Key Stage 3
- NI 87** Secondary Schools persistent absence rate
- NI 92** Narrowing the gap between the lowest achieving 20% in the Early Years Foundation Stage Profile and the rest
- NI 93** Progression by 2 levels in English 2 between Key Stage 1 and Key Stage 2
- NI 94** Progression by 2 levels in Maths between Key Stage 1 and Key Stage 2
- NI 95** Progression by 2 levels in English between Key Stage 2 and key Stage 3
- NI 96** Progression by 2 levels in Maths between Key Stage 2 and Key Stage 3
- NI 97** Progression by 2 levels in English between Key Stage 3 and Key Stage 4
- NI 98** Progression by 2 levels in Maths between Key Stage 3 and Key Stage 4
- NI 99** Children in care reaching level 4 in English at Key Stage 2
- NI 100** Children in care reaching level 4 in Maths at Key Stage 2
- NI 101** Children in care achieving 5 A*-C GCSEs (or equivalent) at Key Stage 4 (including English and Maths)